

WALL CAP DETAILS

PAGE

| | |
|---|-------|
| CLASSIC WALL CAP - GENERAL DETAILS | 3 |
| CLASSIC WALL CAP - SIZES | 4 |
| CLASSIC WALL CAP - GENERAL RADIUSSES | 5 |
| CLASSIC WALL CAP WITH RADIUS 10 ¼"WIDTH | 6 |
| CLASSIC WALL CAP WITH RADIUS 12"WIDTH | 7 |
| CLASSIC WALL CAP WITH RADIUS 14"WIDTH | 8 |
| CLASSIC WALL CAP WITH RADIUS 16"WIDTH | 9 |
| CLASSIC PILASTER CAP - GENERAL DETAILS | 10 |
| CLASSIC PILASTER CAP - SIZES, FLAT AND PEAKED | 11 |
| CLASSIC PILASTER CAP WITH CENTER HOLE | 12 |
| CLASSIC FIRE PIT CAP | 13 |
| SONORASTONE® PEAKED WALL CAP - GENERAL DETAILS | 14 |
| SONORASTONE® PEAKED WALL CAP - SIZES | 15 |
| SONORASTONE® PEAKED PILASTER CAP - SIZES | 16 |
| SONORASTONE® FLAT WALL CAP - GENERAL DETAILS | 17 |
| SONORASTONE® FLAT WALL CAP - SIZES | 18 |
| SONORASTONE® FLAT WALL CAP - GENERAL RADIUSSES | 19 |
| SONORASTONE® FLAT WALL CAP WITH RADIUS 7 ¼"WIDTH | 20 |
| SONORASTONE® FLAT WALL CAP WITH RADIUS 9 ¼"WIDTH | 21 |
| SONORASTONE® FLAT WALL CAP WITH RADIUS 13 ¼"WIDTH | 22 |
| SONORASTONE® FLAT PILASTER CAP - SIZES | 23 |
| SONORASTONE® LOW WALL SEAT | 24 |
| SONORASTONE® FIRE PIT CAP | 25 |
| SQUARE MODULAR WALL CAP - STRAIGHT | 26 |
| SQUARE MODULAR WALL CAP - CORNER | 27 |
| SQUARE MODULAR WALL CAP - END | 28 |
| SQUARE MODULAR WALL CAP - RADIUS | 29 |
| SQUARE MODULAR PILASTER CAP | 30 |
| SQUARE WALL CAP - STRAIGHT | 31 |
| SQUARE WALL CAP - CORNER | 32 |
| SQUARE WALL CAP - END | 33 |
| VENEER | 34-36 |

CLASSIC WALL CAP

8" X 24" X 2 1/2"
10 1/4" X 24" X 2 1/2"
12" X 24" X 2 1/2"
14" X 24" X 2 1/2"
16" X 24" X 2 1/2"
24" X 24" X 2 1/2"

CLASSIC PILASTER CAP FLAT

14" X 14" X 2 1/2"
16" X 16" X 2 1/2"
19" X 19" X 2 1/2"
22" X 22" X 2 1/2"
24" X 24" X 2 1/2"
28" X 28" X 2 1/2"

CLASSIC PILASTER CAP PEAKED

14" X 14" X 3 3/4"
16" X 16" X 4"
19" X 19" X 4 1/4"
22" X 22" X 4 3/8"
24" X 24" X 4 1/2"
28" X 28" X 5"

SONORASTONE® WALL CAP FLAT

10" X 24" X 2 1/2"
12" X 24" X 2 1/2"
16" X 24" X 2 1/2"

SONORASTONE® WALL CAP PEAKED

9 1/4" X 24" X 3"
12 1/4" X 24" X 3 1/4"
16 1/4" X 24" X 3 3/4"

SONORASTONE® PILASTER CAP FLAT

18 1/4" X 18 1/4" X 3"
24 1/4" X 24 1/4" X 3"
24 1/4" X 18 1/4" X 3"

SONORASTONE® PILASTER CAP PEAKED

13 1/4" X 13 1/4" X 3 1/2"
18 1/4" X 18 1/4" X 4"
22 1/4" X 22 1/4" X 4 3/8"
24 1/4" X 24 1/4" X 4 3/4"

SQUARE MODULAR WALL CAP

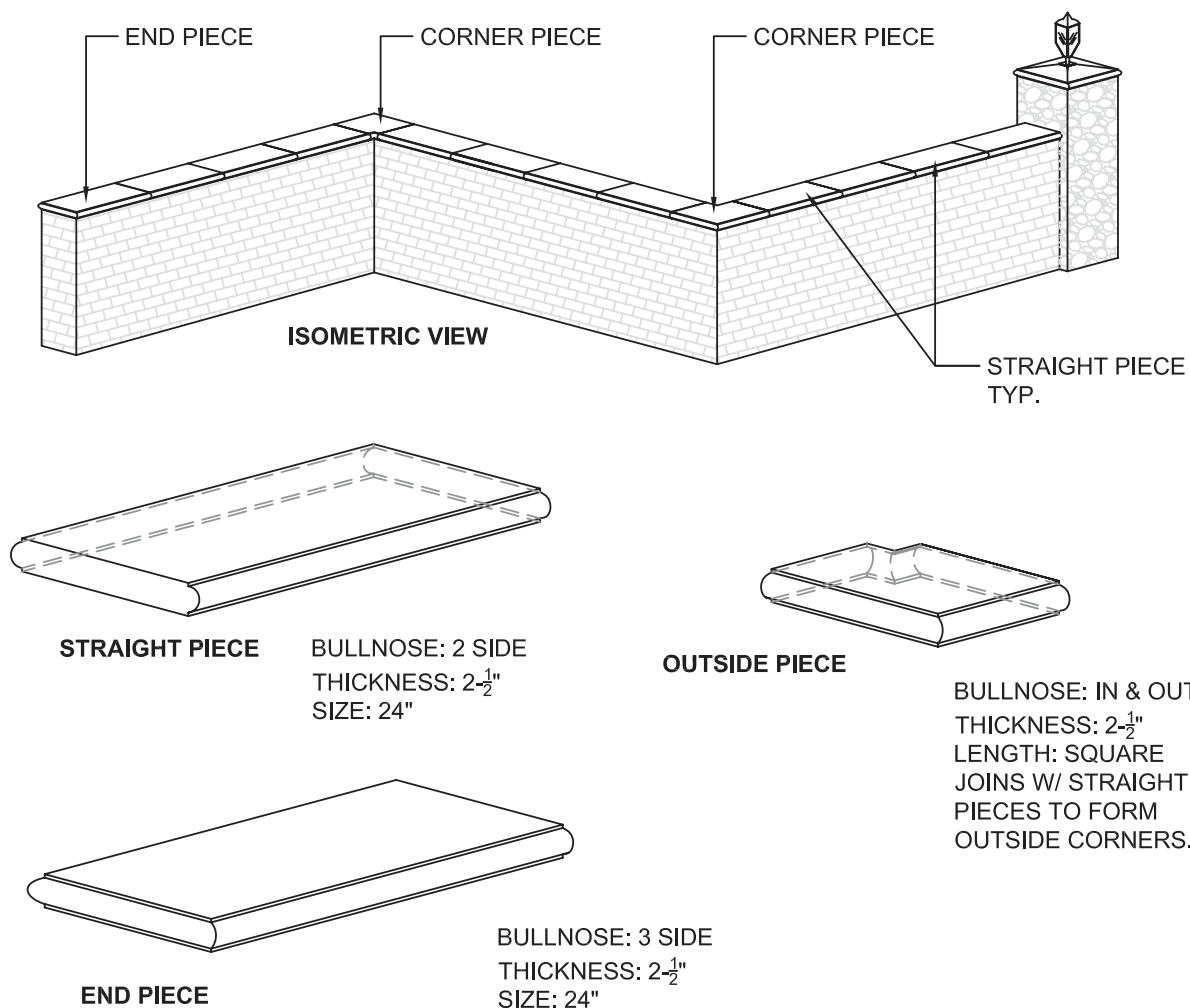
7 1/4" X 24" X 3 3/8"
9 1/4" X 24" X 3 3/8"
13 1/4" X 24" X 3 3/8"
20 1/4" X 24" X 3 3/8"

SQUARE WALL CAP 2 1/2"

9 1/4" X 24" X 2 1/2"

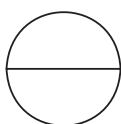
SQUARE MODULAR PILASTER CAP

13" X 13" X 3 3/8"
15" X 15" X 3 3/8"
20" X 20" X 3 3/8"
23" X 23" X 3 3/8"
27" X 27" X 3 3/8"



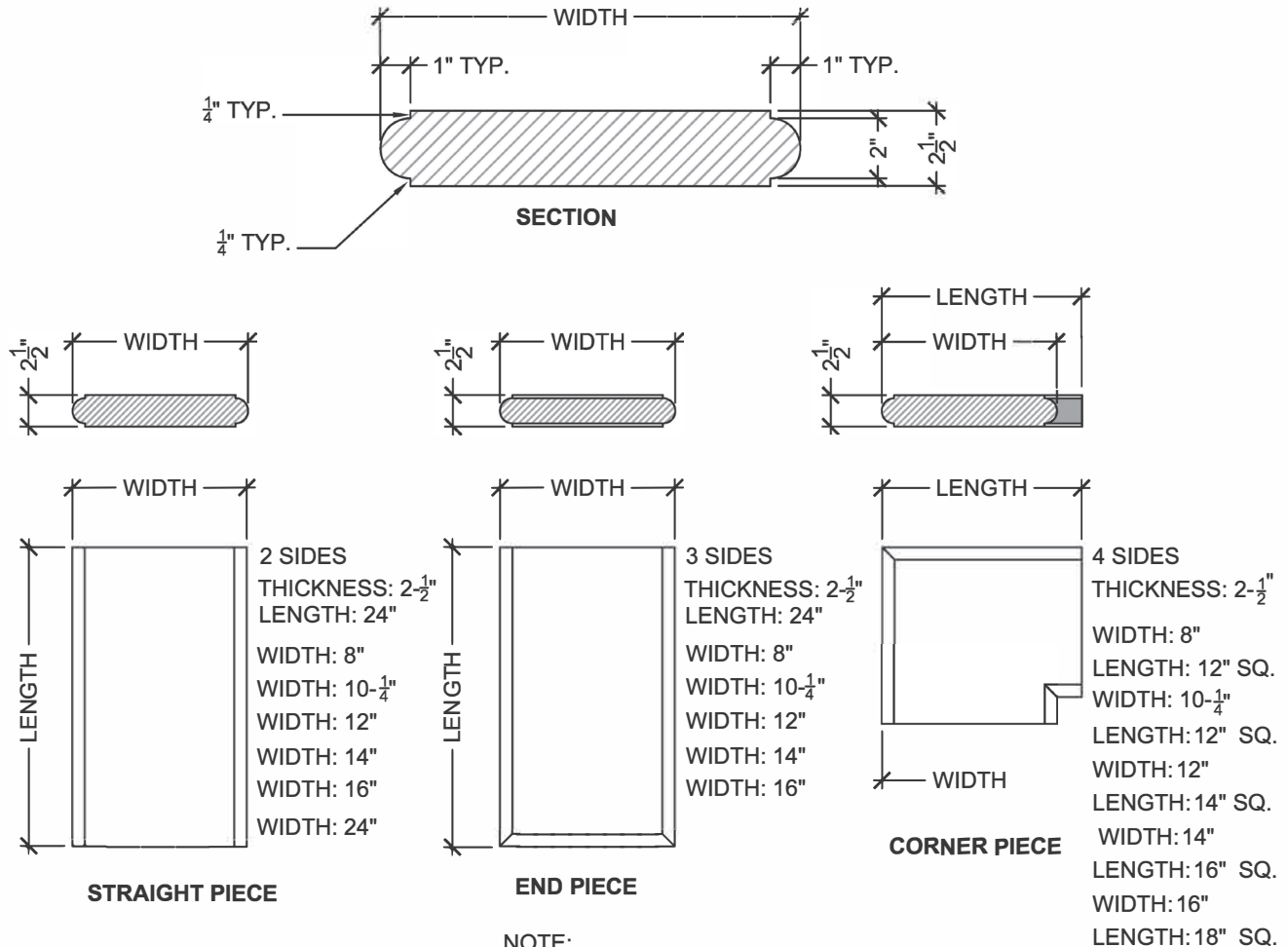
NOTES:

1. PRECAST UNITS ARE INDIVIDUALLY HAND CAST. LENGTHS ARE APPROXIMATE. SOME VARIATIONS ARE EXPECTED.
2. INSTALLATION TO BE COMPLETED IN ACCORDANCE WITH GENERALLY ACCEPTED MASONRY PRACTICE.
3. SMOOTH FINISH ON TOP & NOSE. SANDBLAST FINISH AVAILABLE.
4. PRECAST UNITS MAY BE CUT TO FIT FIELD CONDITIONS.



CLASSIC WALL CAP - GENERAL DETAILS

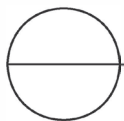
SCALE: N.T.S.



NOTE:
SUGGEST 3/8" JOINT
BETWEEN PIECES

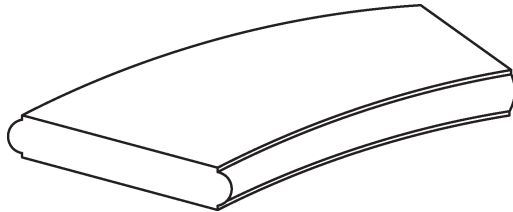
NOTES:

1. PRECAST UNITS ARE INDIVIDUALLY HAND CAST. LENGTHS ARE APPROXIMATE. SOME VARIATIONS ARE EXPECTED.
2. INSTALLATION TO BE COMPLETED IN ACCORDANCE WITH GENERALLY ACCEPTED MASONRY PRACTICE.
3. SMOOTH FINISH ON TOP & NOSE. SANDBLAST FINISH AVAILABLE.
4. PRECAST UNITS MAY BE CUT TO FIT FIELD CONDITIONS.




CLASSIC WALL CAP - SIZES

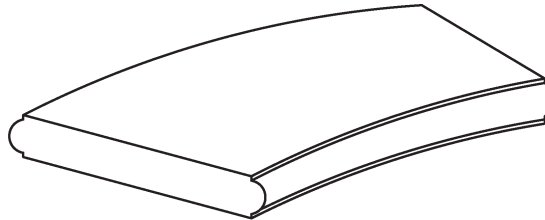
SCALE: N.T.S.



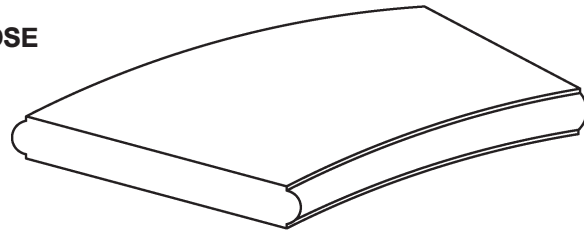
10 1/4" WIDTH, 2 SIDE BULLNOSE



12" WIDTH, 2 SIDE BULLNOSE



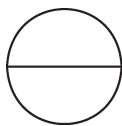
14" WIDTH, 2 SIDE BULLNOSE



16" WIDTH, 2 SIDE BULLNOSE

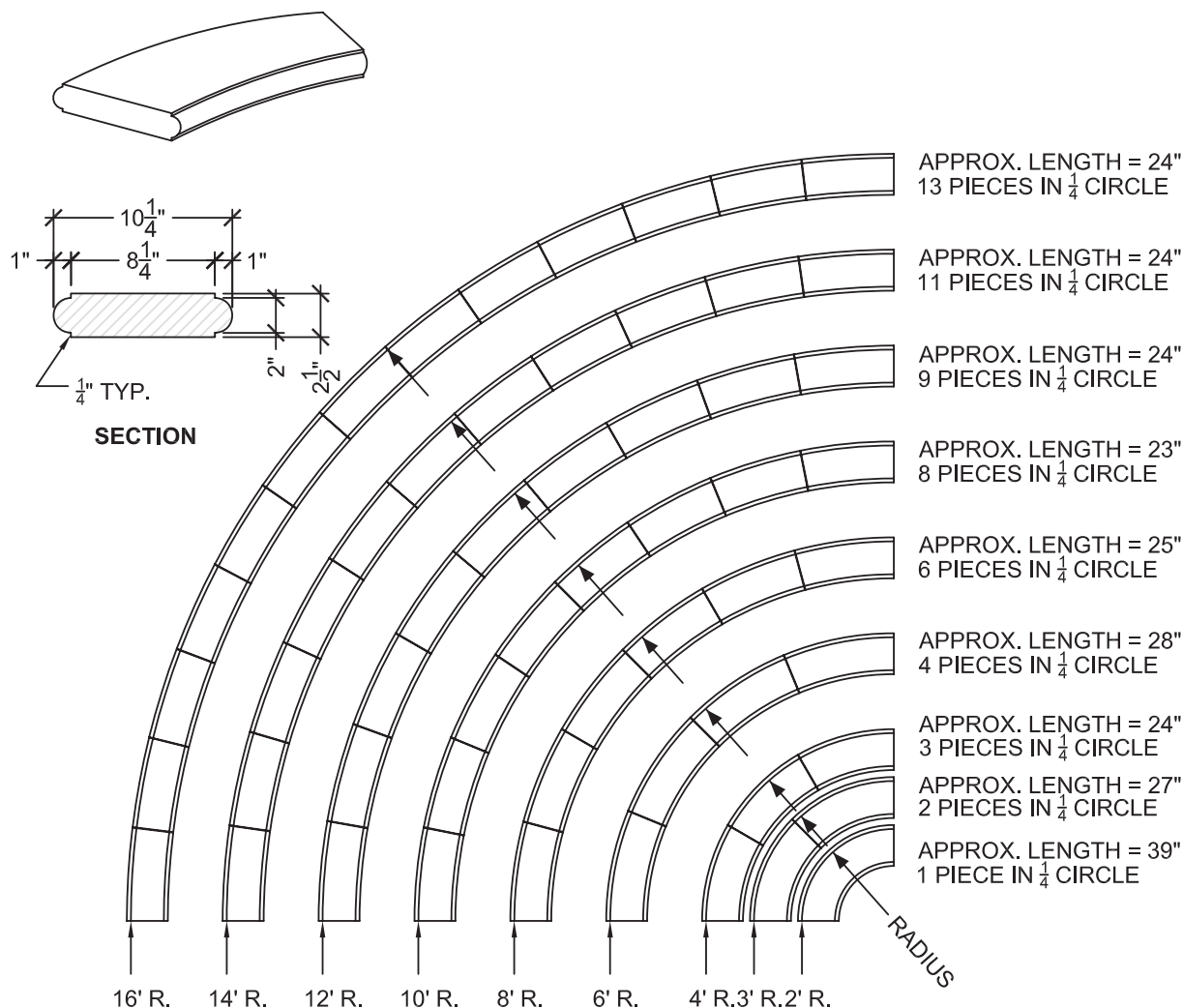
NOTES:

1. PRECAST UNITS ARE INDIVIDUALLY HAND CAST. LENGTHS ARE APPROXIMATE. SOME VARIATIONS ARE EXPECTED.
2. INSTALLATION TO BE COMPLETED IN ACCORDANCE WITH GENERALLY ACCEPTED MASONRY PRACTICE.
3. SMOOTH FINISH ON TOP & NOSE. SANDBLAST FINISH AVAILABLE.
4. PRECAST UNITS MAY BE CUT TO FIT FIELD CONDITIONS.



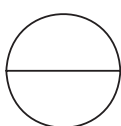
CLASSIC WALL CAP - GENERAL RADIUS

SCALE: N.T.S.



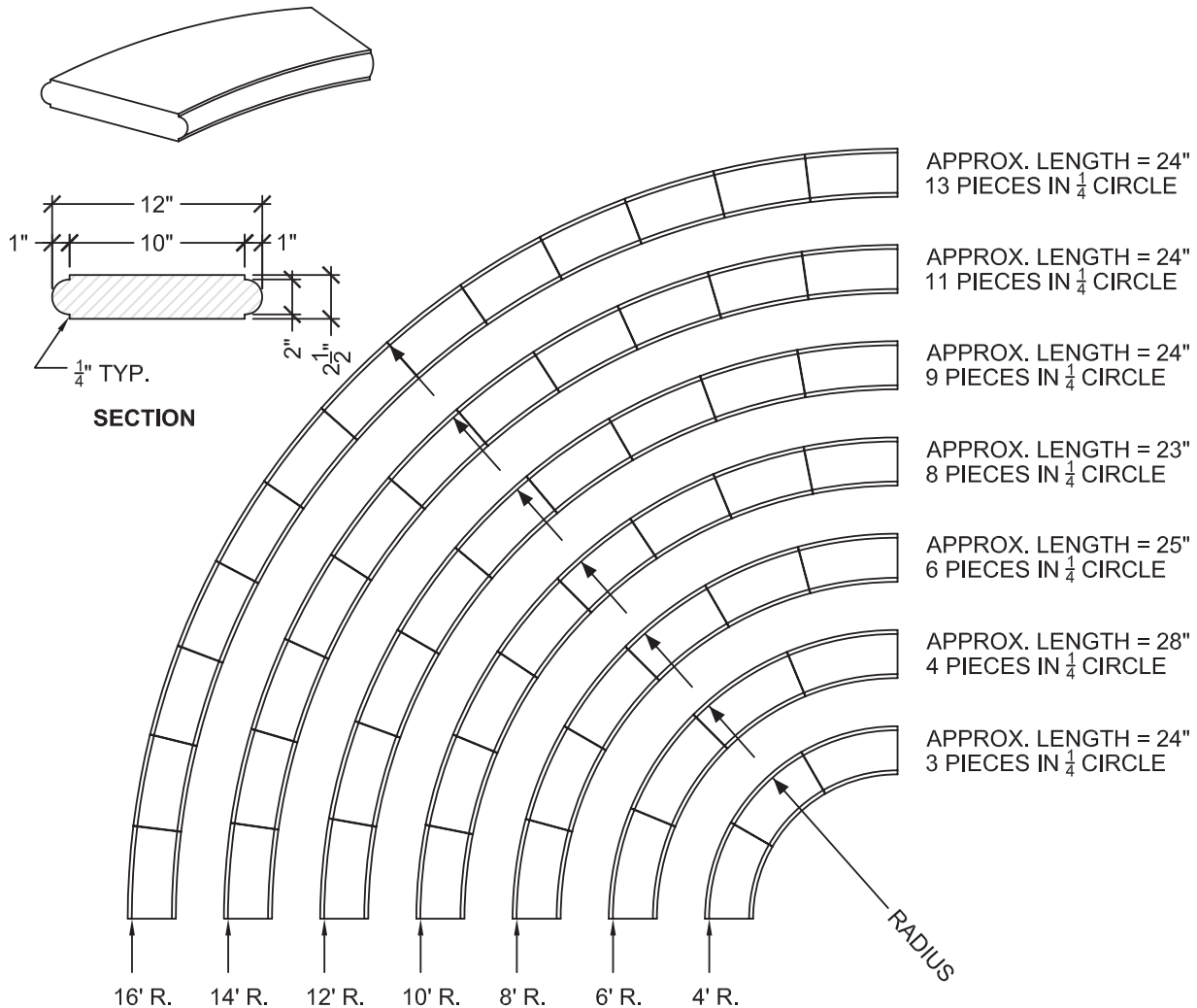
NOTES:

1. PRECAST UNITS ARE INDIVIDUALLY HAND CAST. LENGTHS ARE APPROXIMATE. SOME VARIATIONS ARE EXPECTED.
2. INSTALLATION TO BE COMPLETED IN ACCORDANCE WITH GENERALLY ACCEPTED MASONRY PRACTICE.
3. SMOOTH FINISH ON TOP & NOSE. SANDBLAST FINISH AVAILABLE.
4. PRECAST UNITS MAY BE CUT TO FIT FIELD CONDITIONS.



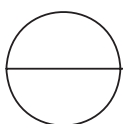
CLASSIC WALL CAP RADIUS - 10- $\frac{1}{4}$ " WIDTH

SCALE: N.T.S.



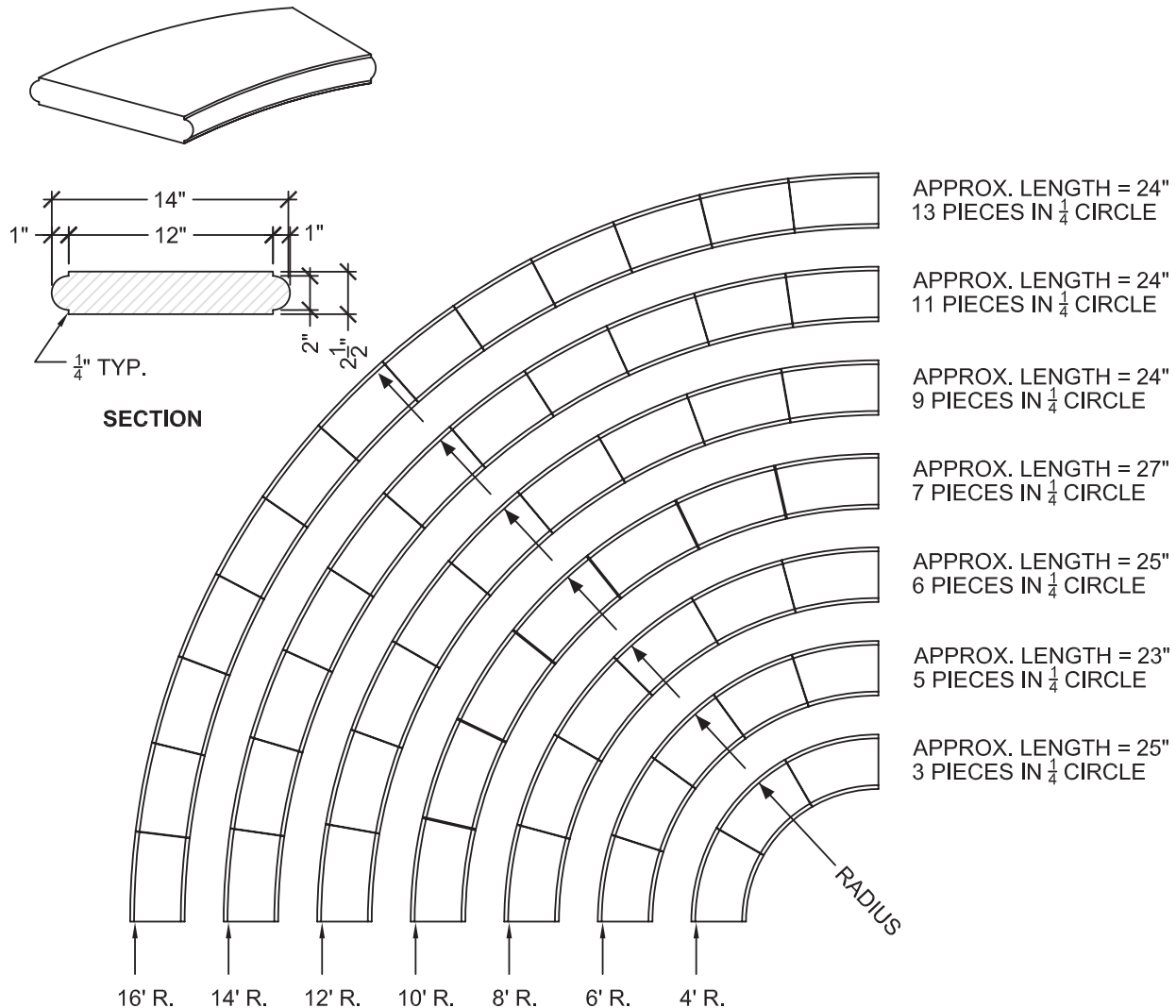
NOTES:

1. PRECAST UNITS ARE INDIVIDUALLY HAND CAST. LENGTHS ARE APPROXIMATE. SOME VARIATIONS ARE EXPECTED.
2. INSTALLATION TO BE COMPLETED IN ACCORDANCE WITH GENERALLY ACCEPTED MASONRY PRACTICE.
3. SMOOTH FINISH ON TOP & NOSE. SANDBLAST FINISH AVAILABLE.
4. PRECAST UNITS MAY BE CUT TO FIT FIELD CONDITIONS.



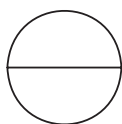
CLASSIC WALL CAP RADIUS - 12" WIDTH

SCALE: N.T.S.



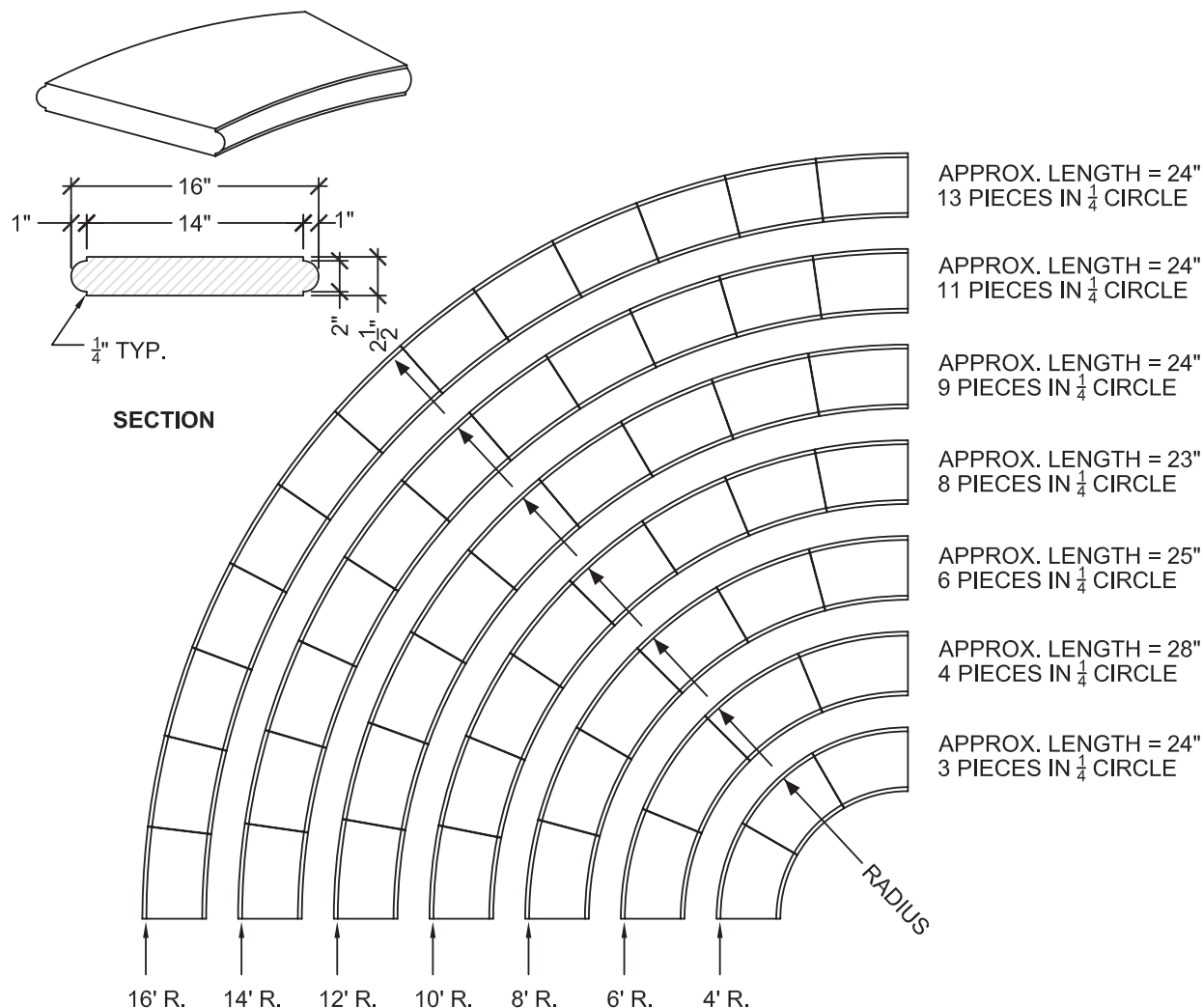
NOTES:

1. PRECAST UNITS ARE INDIVIDUALLY HAND CAST. LENGTHS ARE APPROXIMATE. SOME VARIATIONS ARE EXPECTED.
2. INSTALLATION TO BE COMPLETED IN ACCORDANCE WITH GENERALLY ACCEPTED MASONRY PRACTICE.
3. SMOOTH FINISH ON TOP & NOSE. SANDBLAST FINISH AVAILABLE.
4. PRECAST UNITS MAY BE CUT TO FIT FIELD CONDITIONS.



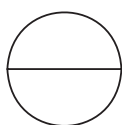
CLASSIC WALL CAP RADIUS - 14" WIDTH

SCALE: N.T.S.



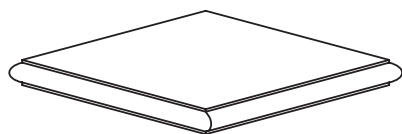
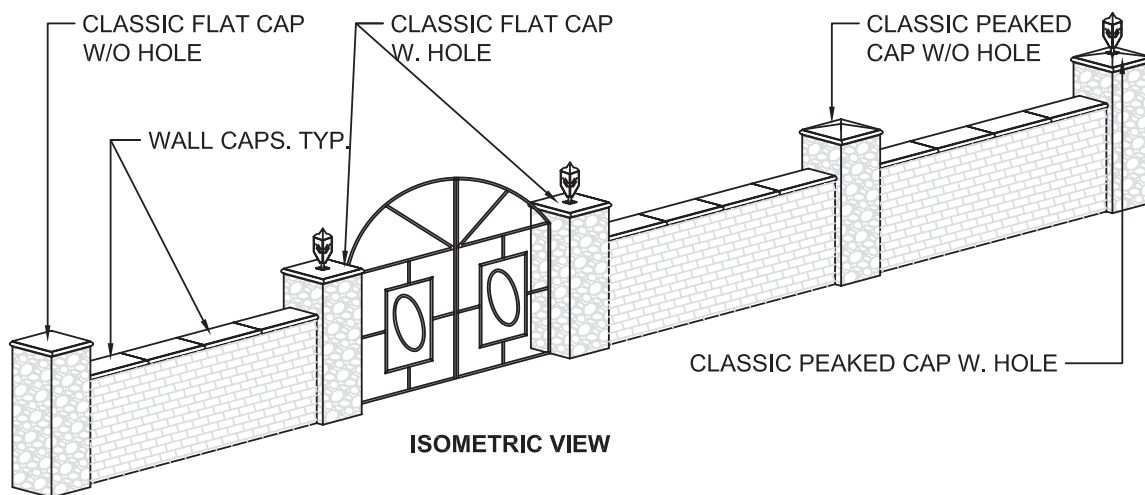
NOTES:

1. PRECAST UNITS ARE INDIVIDUALLY HAND CAST. LENGTHS ARE APPROXIMATE. SOME VARIATIONS ARE EXPECTED.
2. INSTALLATION TO BE COMPLETED IN ACCORDANCE WITH GENERALLY ACCEPTED MASONRY PRACTICE.
3. SMOOTH FINISH ON TOP & NOSE. SANDBLAST FINISH AVAILABLE.
4. PRECAST UNITS MAY BE CUT TO FIT FIELD CONDITIONS.

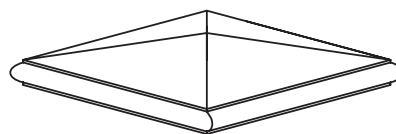


CLASSIC WALL CAP RADIUS - 16" WIDTH

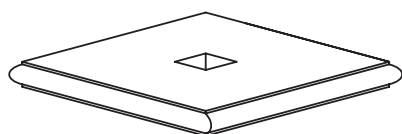
SCALE: N.T.S.



BULLNOSE: 4 SIDE
THICKNESS: 2- $\frac{1}{2}$ "
SQUARE. TYP.

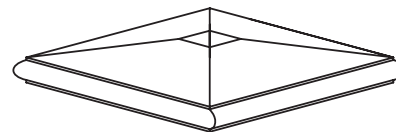


BULLNOSE: 4 SIDE
THICKNESS: VARIES
SQUARE. TYP.



FLAT CAPS

HOLE IN CENTER
OF CAP, 2- $\frac{1}{2}$ " x 2- $\frac{1}{2}$ "

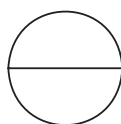


PEAKED CAPS

HOLE IN CENTER
OF CAP, 2- $\frac{1}{2}$ " x 2- $\frac{1}{2}$ "


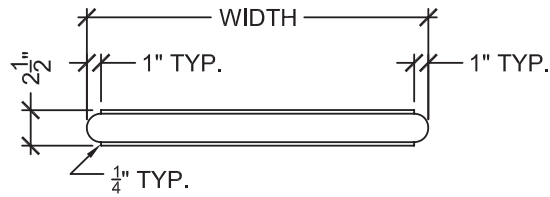
NOTES:

1. PRECAST UNITS ARE INDIVIDUALLY HAND CAST. LENGTHS ARE APPROXIMATE. SOME VARIATIONS ARE EXPECTED.
2. INSTALLATION TO BE COMPLETED IN ACCORDANCE WITH GENERALLY ACCEPTED MASONRY PRACTICE.
3. SMOOTH FINISH ON TOP AND NOSE. SANDBLAST FINISH AVAILABLE.
4. PRECAST UNITS MAY BE CUT TO FIT FIELD CONDITIONS.

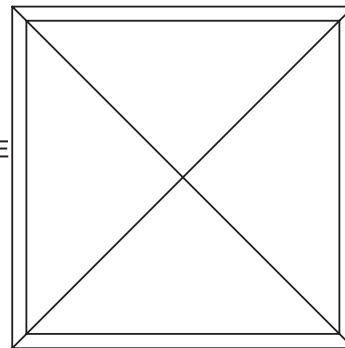
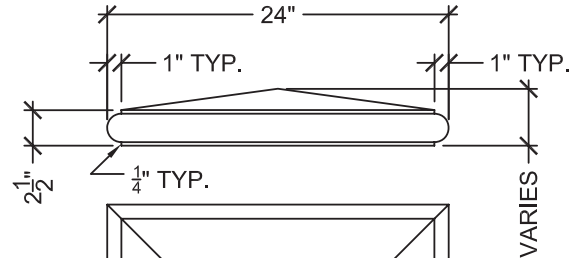


CLASSIC PILASTER CAP GENERAL DETAILS

SCALE: N.T.S.



BULLNOSE: 4 SIDE
THICKNESS: 2-1/2"
SQUARE. TYP.



BULLNOSE: 4 SIDE
THICKNESS: VARIES
SQUARE. TYP.

SELECT DESIRED QTY. FLAT

WIDTH 14" x 14" SQ.

WIDTH 16" x 16" SQ.

WIDTH 19" x 19" SQ.

WIDTH 22" x 22" SQ.

WIDTH 24" x 24" SQ.

WIDTH 28" x 28" SQ.

SELECT DESIRED QTY. PEAKED

WIDTH 14" x 14" SQ. (THICK, 3-3/4")

WIDTH 16" x 16" SQ. (THICK, 4")

WIDTH 19" x 19" SQ. (THICK, 4-1/4")

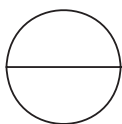
WIDTH 22" x 22" SQ. (THICK, 4-3/8")

WIDTH 24" x 24" SQ. (THICK, 4-1/2")

WIDTH 28" x 28" SQ. (THICK, 5")

NOTES:

1. PRECAST UNITS ARE INDIVIDUALLY HAND CAST. LENGTHS ARE APPROXIMATE. SOME VARIATIONS ARE EXPECTED.
2. INSTALLATION TO BE COMPLETED IN ACCORDANCE WITH GENERALLY ACCEPTED MASONRY PRACTICE.
3. SMOOTH FINISH ON TOP AND NOSE. SANDBLAST FINISH AVAILABLE.
4. PRECAST UNITS MAY BE CUT TO FIT FIELD CONDITIONS.

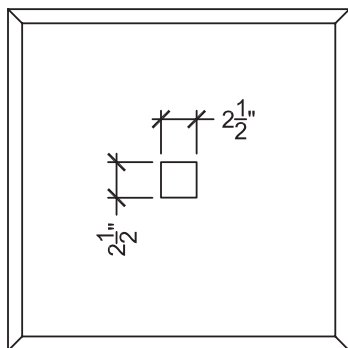
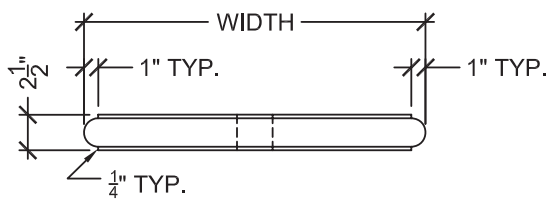


CLASSIC PILASTER CAP SIZES, FLAT AND PEAKED

SCALE: N.T.S.

Page 12

Page 11



BULLNOSE: 4 SIDE
THICKNESS: 2- $\frac{1}{2}$ "
SQUARE. TYP.

SELECT DESIRED QTY. FLAT

WIDTH 14" x 14" SQ.

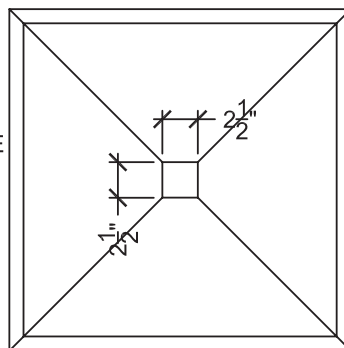
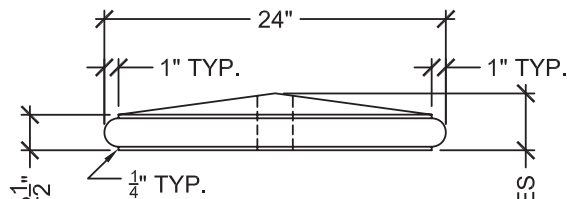
WIDTH 16" x 16" SQ.

WIDTH 19" x 19" SQ.

WIDTH 22" x 22" SQ.

WIDTH 24" x 24" SQ.

WIDTH 28" x 28" SQ.



BULLNOSE: 4 SIDE
THICKNESS: VARIES
SQUARE. TYP.

SELECT DESIRED QTY. PEAKED

WIDTH 14" x 14" SQ. (THICK, 3- $\frac{3}{4}$ ")

WIDTH 16" x 16" SQ. (THICK, 4")

WIDTH 19" x 19" SQ. (THICK, 4- $\frac{1}{4}$ ")

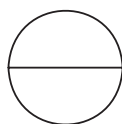
WIDTH 22" x 22" SQ. (THICK, 4- $\frac{3}{8}$ ")

WIDTH 24" x 24" SQ. (THICK, 4- $\frac{1}{2}$ ")

WIDTH 28" x 28" SQ. (THICK, 5")

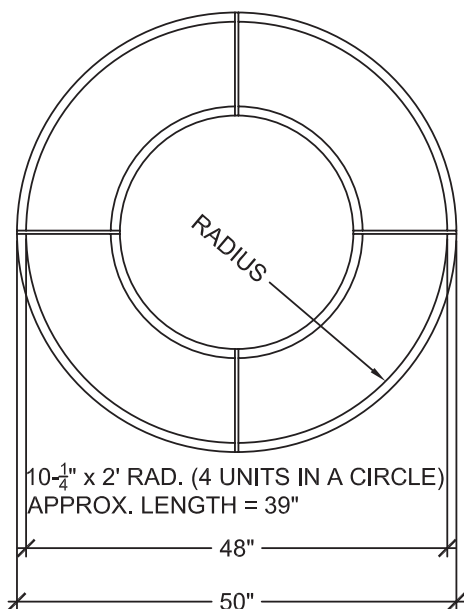
NOTES:

1. PRECAST UNITS ARE INDIVIDUALLY HAND CAST. LENGTHS ARE APPROXIMATE. SOME VARIATIONS ARE EXPECTED.
2. INSTALLATION TO BE COMPLETED IN ACCORDANCE WITH GENERALLY ACCEPTED MASONRY PRACTICE.
3. SMOOTH FINISH ON TOP AND NOSE. SANDBLAST FINISH AVAILABLE.
4. PRECAST UNITS MAY BE CUT TO FIT FIELD CONDITIONS.
5. CENTER HOLE IS STANDARD 2- $\frac{1}{2}$ " x 2- $\frac{1}{2}$ ", CUSTOM HOLE AVAILABLE.

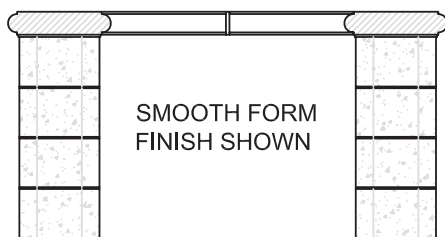


CLASSIC PILASTER CAP WITH CENTER HOLE

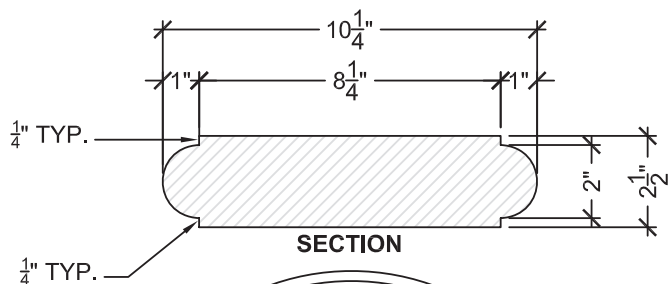
SCALE: N.T.S.



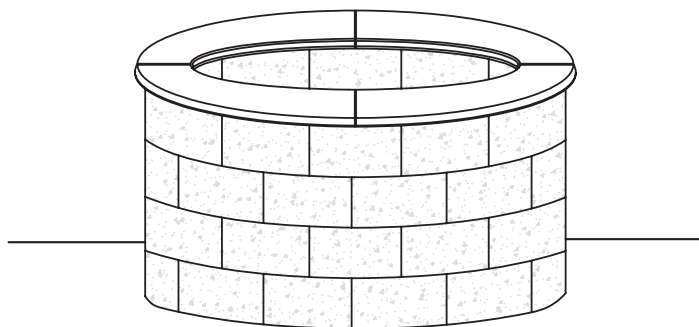
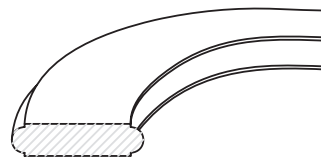
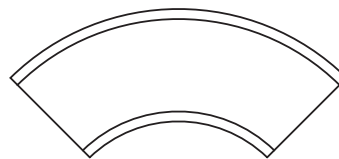
TOP VIEW



SIDE VIEW

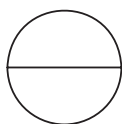


SECTION



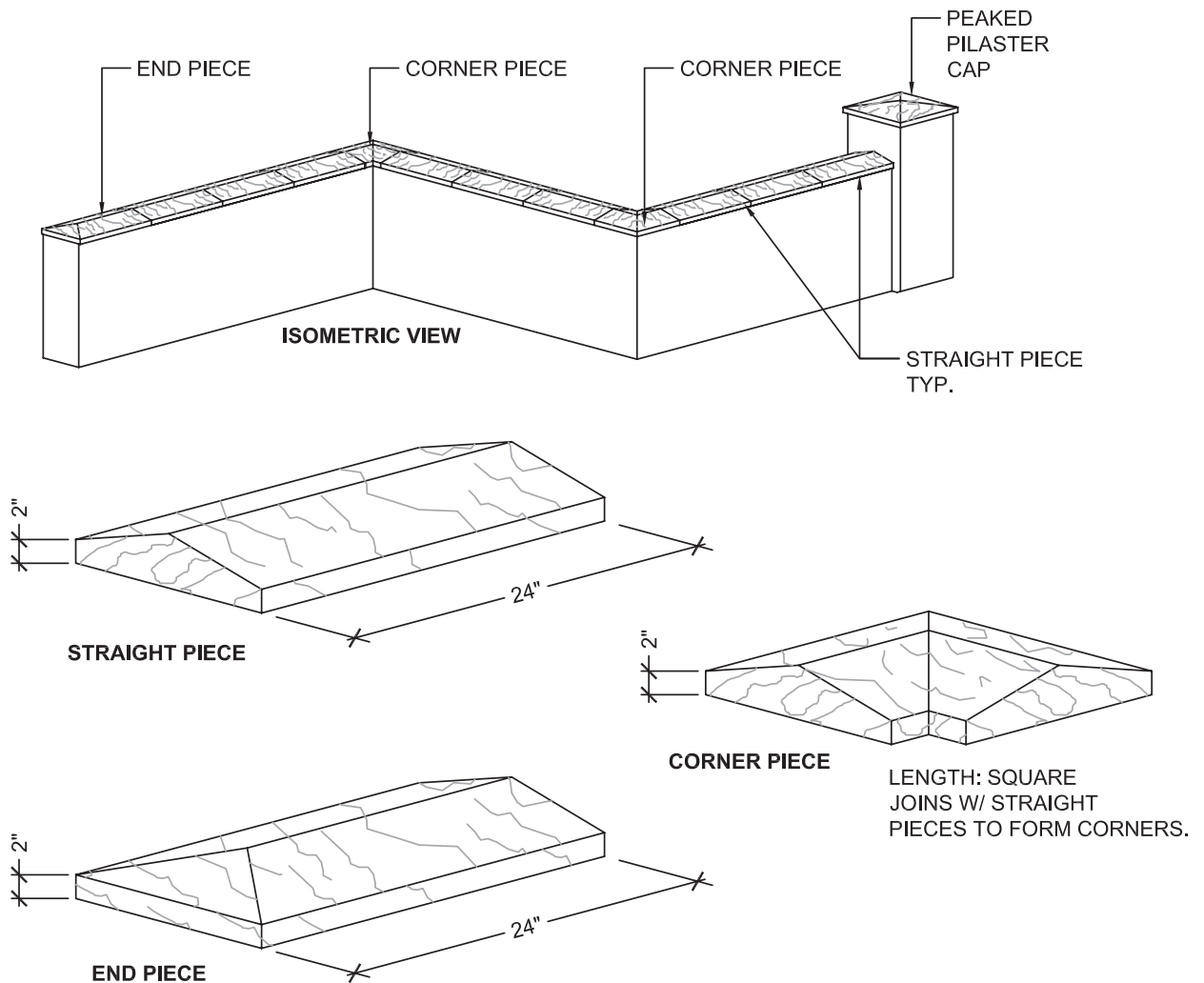
NOTES:

1. PRECAST UNITS ARE INDIVIDUALLY HAND CAST. LENGTHS ARE APPROXIMATE. SOME VARIATIONS ARE EXPECTED.
2. INSTALLATION TO BE COMPLETED IN ACCORDANCE WITH GENERALLY ACCEPTED MASONRY PRACTICES.
3. SMOOTH FINISH ON TOP & NOSE. SANDBLAST FINISH AVAILABLE.
4. PRECAST UNITS MAY BE CUT TO FIT FIELD CONDITIONS.
5. WE DO NOT RECOMMEND THE USE OF OUR CONCRETE PRODUCTS IN ENVIRONMENTS THAT WILL HEAT THE CONCRETE TO MORE THAN 200 DEGREES. DIRECT EXPOSURE TO A FIRE'S FLAME FOR AN EXTENDED PERIOD OF TIME WILL DAMAGE THE CONCRETE. INSTALLATIONS SUBJECTING STEPSTONE'S PRECAST PIECES TO EXCESSIVE HEAT WILL VOID THE MANUFACTURER'S WARRANTY AND STEPSTONE, INC WILL NOT REPLACE ANY DAMAGED PRODUCT.



CLASSIC FIRE PIT CAP

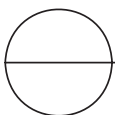
SCALE: N.T.S.



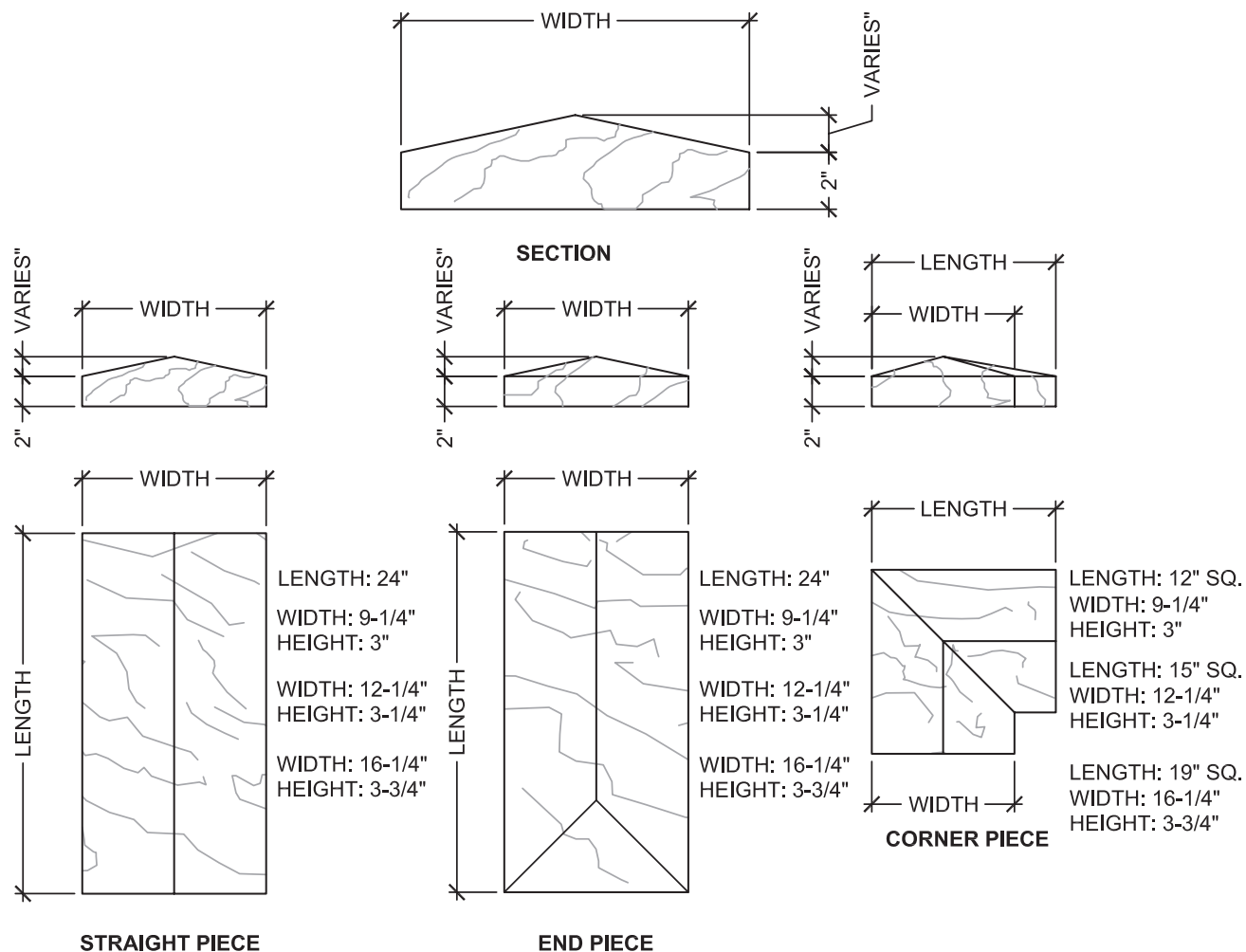
NOTES:

1. PRECAST UNITS ARE INDIVIDUALLY HAND CAST. LENGTHS ARE APPROXIMATE. SOME VARIATIONS ARE EXPECTED.
2. INSTALLATION TO BE COMPLETED IN ACCORDANCE WITH GENERALLY ACCEPTED MASONRY PRACTICE.
3. SONORASTONE® FINISH ON TOP & SIDES.
4. PRECAST UNITS MAY BE CUT TO FIT FIELD CONDITIONS.

SONORASTONE® PEAKED WALL CAP - GENERAL DETAILS

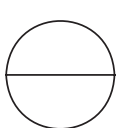


SCALE: N.T.S.



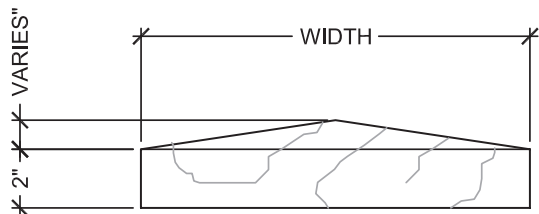
NOTES:

1. PRECAST UNITS ARE INDIVIDUALLY HAND CAST. LENGTHS ARE APPROXIMATE. SOME VARIATIONS ARE EXPECTED.
2. INSTALLATION TO BE COMPLETED IN ACCORDANCE WITH GENERALLY ACCEPTED MASONRY PRACTICE.
3. SONORASTONE® FINISH ON TOP & SIDES.
4. PRECAST UNITS MAY BE CUT TO FIT FIELD CONDITIONS.

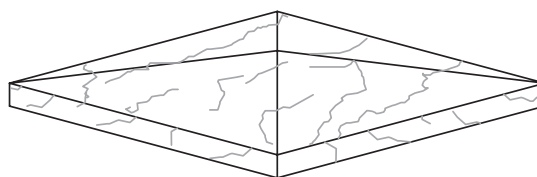


SONORASTONE® PEAKED WALL CAP - SIZES

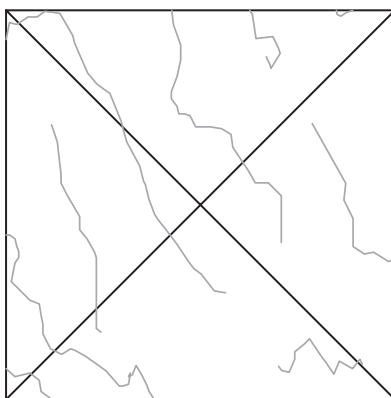
SCALE: N.T.S.



SIDE



ISOMETRIC



TOP

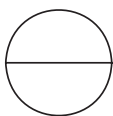
LENGTH: SQUARE

| | |
|-------------------|----------------|
| SIZE: 13-1/4" SQ. | HEIGHT: 3-1/2" |
| SIZE: 18-1/4" SQ. | HEIGHT: 4" |
| SIZE: 22-1/4" SQ. | HEIGHT: 4-3/8" |
| SIZE: 24-1/4" SQ. | HEIGHT: 4-3/4" |

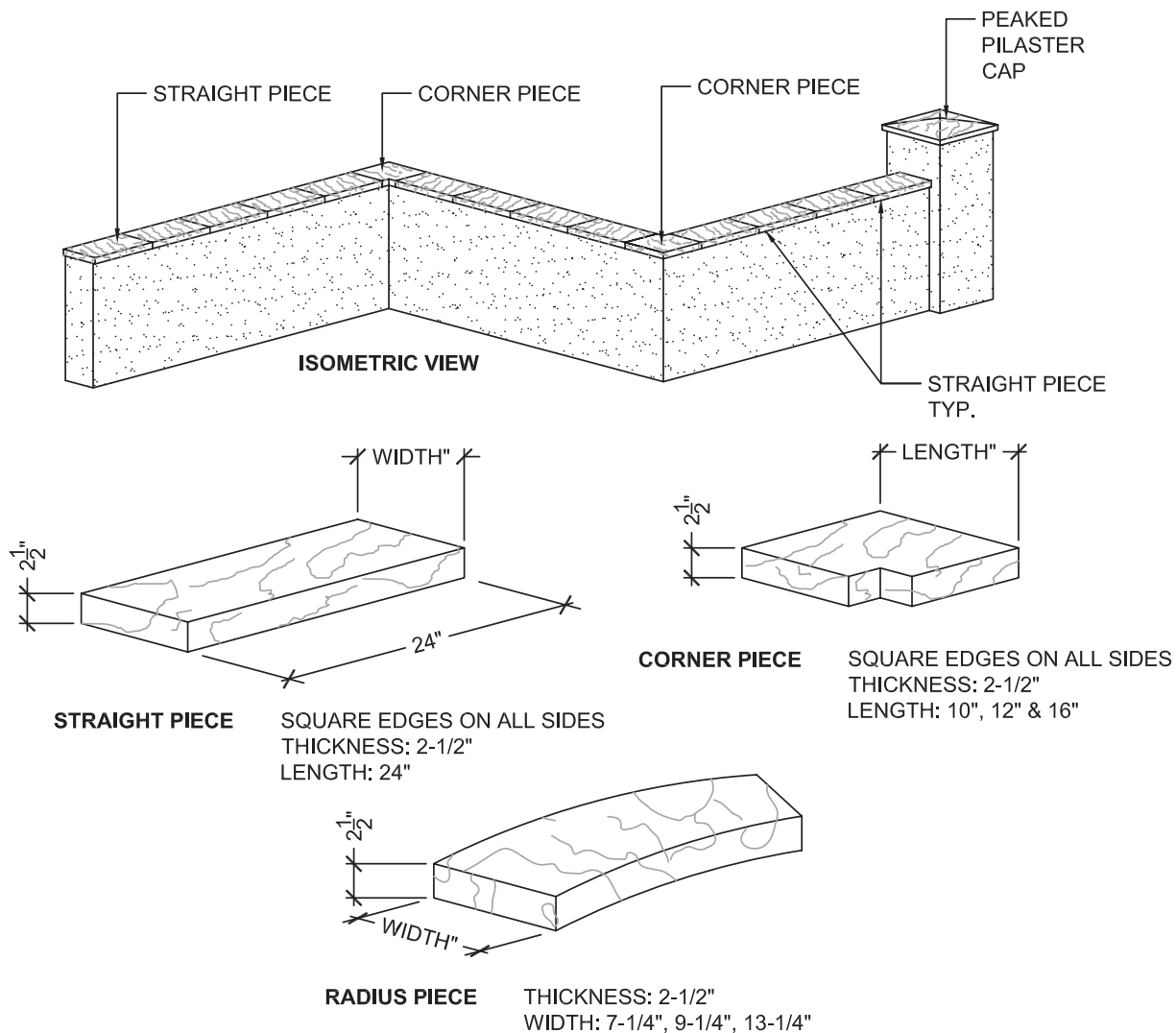
NOTES:

1. PRECAST UNITS ARE INDIVIDUALLY HAND CAST. LENGTHS ARE APPROXIMATE. SOME VARIATIONS ARE EXPECTED.
2. INSTALLATION TO BE COMPLETED IN ACCORDANCE WITH GENERALLY ACCEPTED MASONRY PRACTICE.
3. SONORASTONE® FINISH ON TOP & SIDES.
4. PRECAST UNITS MAY BE CUT TO FIT FIELD CONDITIONS.

SONORASTONE® PEAKED PILASTER CAP - SIZES



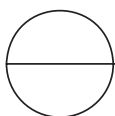
SCALE: N.T.S.



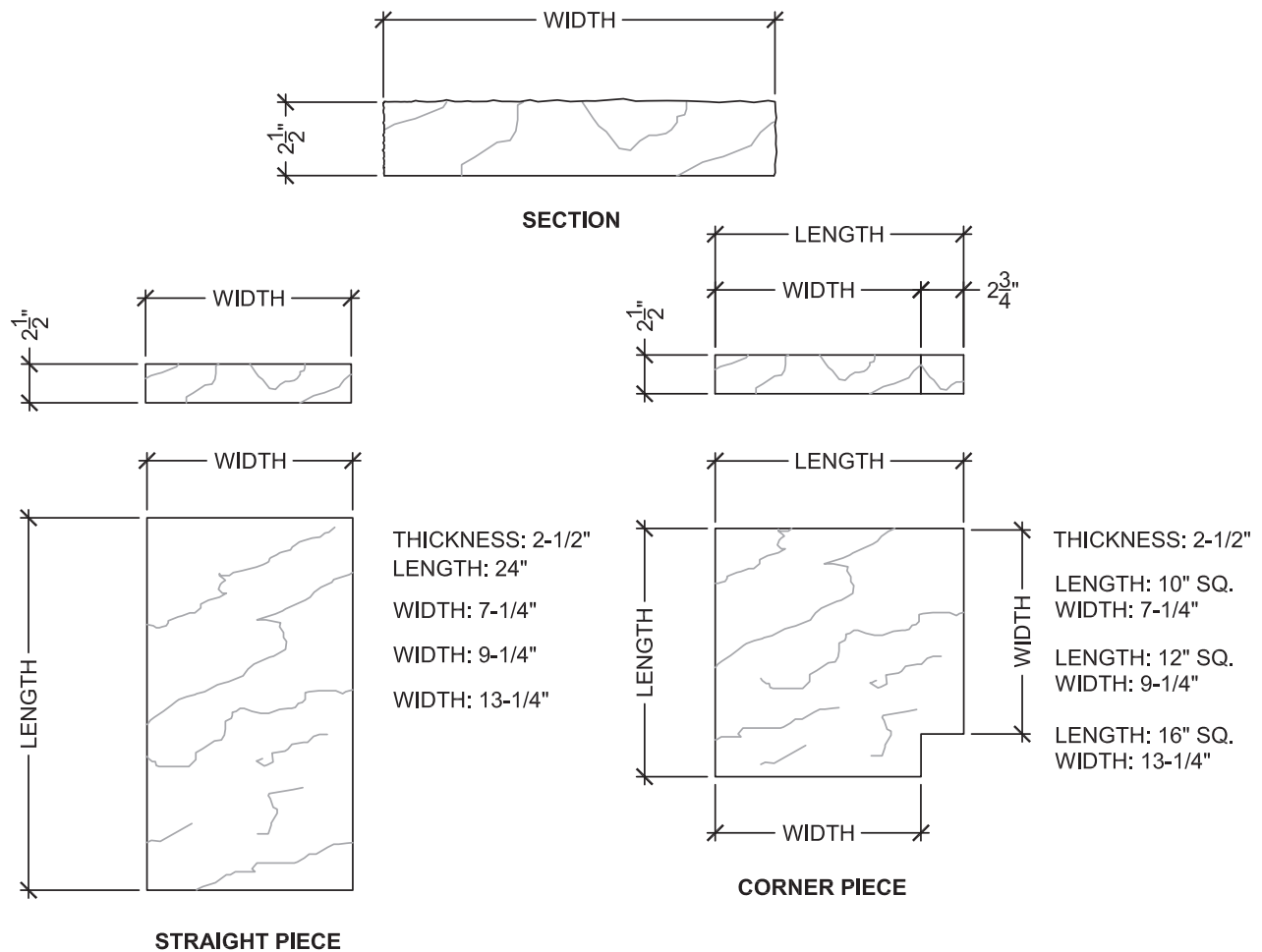
NOTES:

1. PRECAST UNITS ARE INDIVIDUALLY HAND CAST. LENGTHS ARE APPROXIMATE. SOME VARIATIONS ARE EXPECTED.
2. INSTALLATION TO BE COMPLETED IN ACCORDANCE WITH GENERALLY ACCEPTED MASONRY PRACTICE.
3. SONORASTONE® FINISH ON TOP & SIDES.
4. PRECAST UNITS MAY BE CUT TO FIT FIELD CONDITIONS.

SONORASTONE® FLAT WALL CAP - GENERAL DETAILS



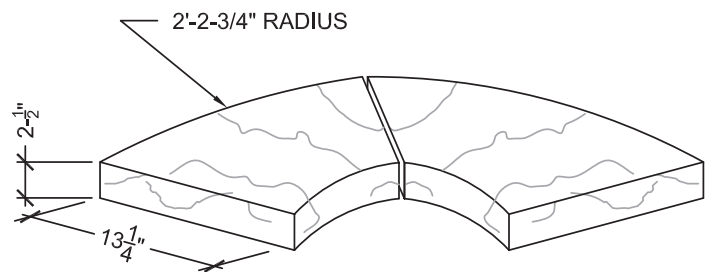
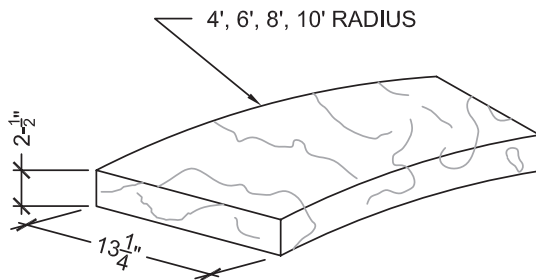
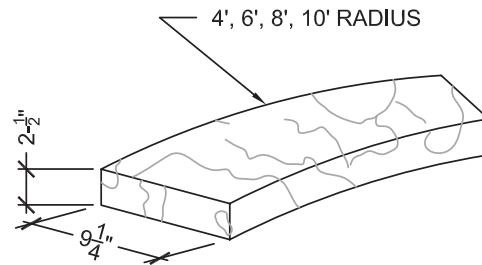
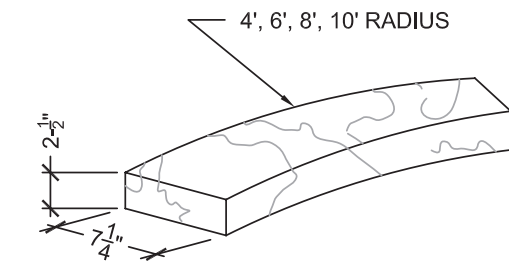
SCALE: N.T.S.



NOTES:

1. PRECAST UNITS ARE INDIVIDUALLY HAND CAST. LENGTHS ARE APPROXIMATE. SOME VARIATIONS ARE EXPECTED.
2. INSTALLATION TO BE COMPLETED IN ACCORDANCE WITH GENERALLY ACCEPTED MASONRY PRACTICE.
3. SONORASTONE® FINISH ON TOP & SIDES.
4. PRECAST UNITS MAY BE CUT TO FIT FIELD CONDITIONS.

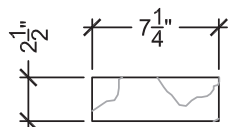
 **SONORASTONE® FLAT WALL CAP - SIZES**
SCALE: N.T.S.



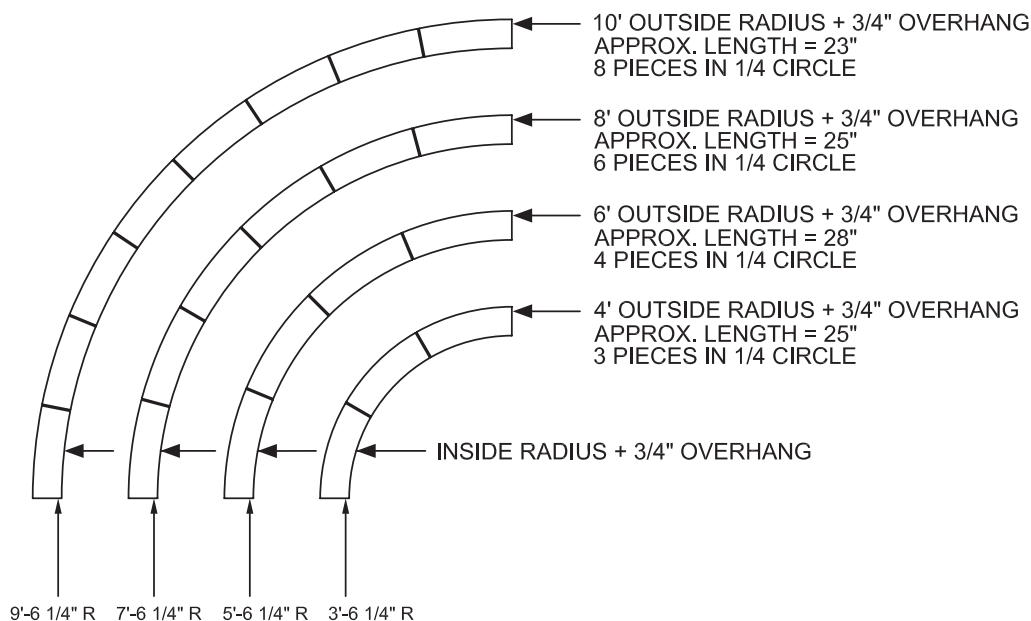
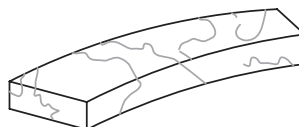
NOTES:

1. PRECAST UNITS ARE INDIVIDUALLY HAND CAST. LENGTHS ARE APPROXIMATE. SOME VARIATIONS ARE EXPECTED.
2. INSTALLATION TO BE COMPLETED IN ACCORDANCE WITH GENERALLY ACCEPTED MASONRY PRACTICE.
3. SONORASTONE® FINISH ON TOP & SIDES.
4. PRECAST UNITS MAY BE CUT TO FIT FIELD CONDITIONS.





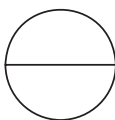
SECTION



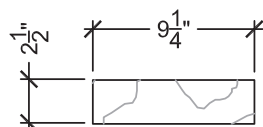
NOTES:

1. PRECAST UNITS ARE INDIVIDUALLY HAND CAST. LENGTHS ARE APPROXIMATE. SOME VARIATIONS ARE EXPECTED.
2. INSTALLATION TO BE COMPLETED IN ACCORDANCE WITH GENERALLY ACCEPTED MASONRY PRACTICE.
3. SONORASTONE® FINISH ON TOP & SIDES.
4. PRECAST UNITS MAY BE CUT TO FIT FIELD CONDITIONS.

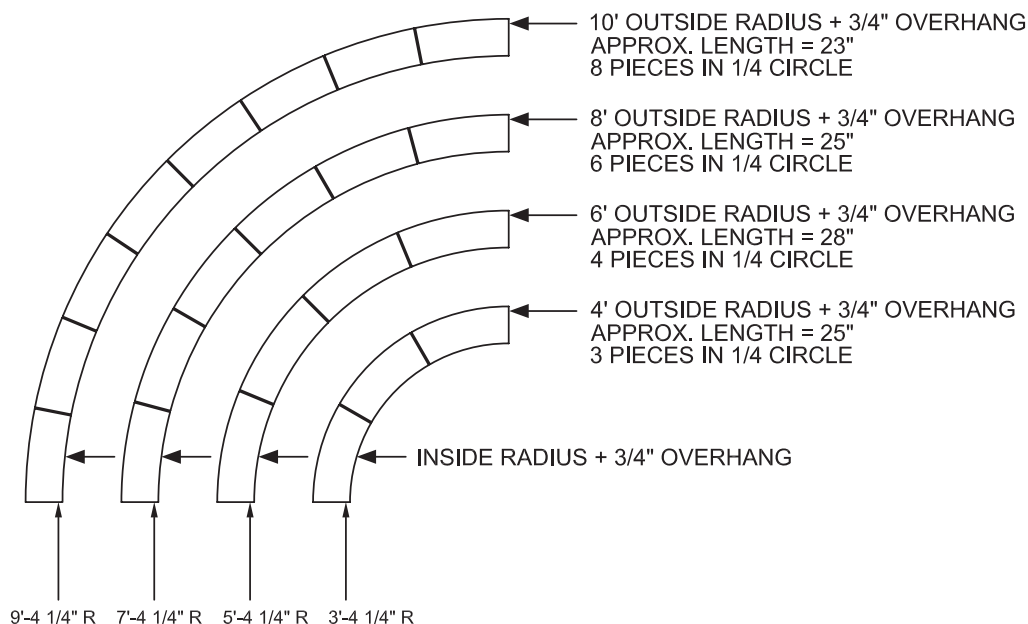
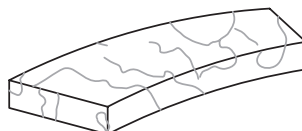
SONORASTONE® FLAT WALL CAP RADIUS 7-1/4" WIDTH



SCALE: N.T.S.



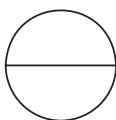
SECTION



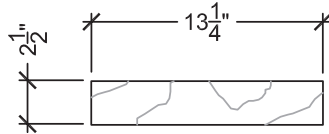
NOTES:

1. PRECAST UNITS ARE INDIVIDUALLY HAND CAST. LENGTHS ARE APPROXIMATE. SOME VARIATIONS ARE EXPECTED.
2. INSTALLATION TO BE COMPLETED IN ACCORDANCE WITH GENERALLY ACCEPTED MASONRY PRACTICE.
3. SONORASTONE® FINISH ON TOP & SIDES.
4. PRECAST UNITS MAY BE CUT TO FIT FIELD CONDITIONS.

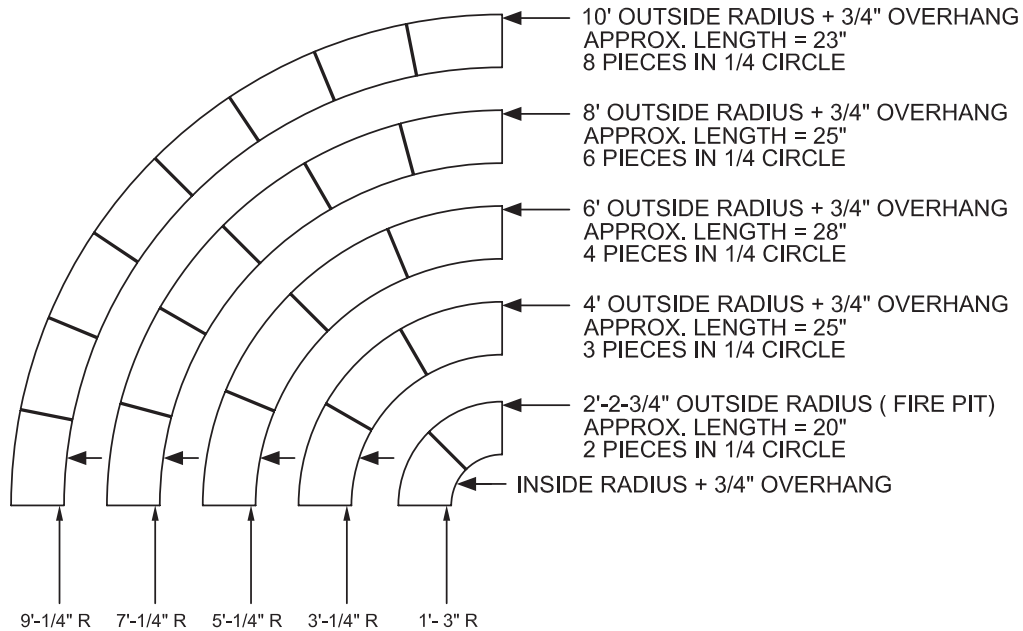
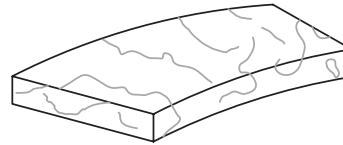
SONORASTONE® FLAT WALL CAP RADIUS 9-1/4" WIDTH



SCALE: N.T.S.



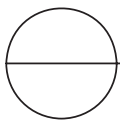
SECTION



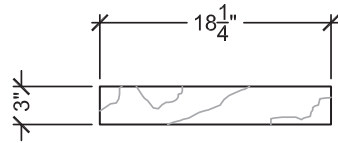
NOTES:

1. PRECAST UNITS ARE INDIVIDUALLY HAND CAST. LENGTHS ARE APPROXIMATE. SOME VARIATIONS ARE EXPECTED.
2. INSTALLATION TO BE COMPLETED IN ACCORDANCE WITH GENERALLY ACCEPTED MASONRY PRACTICE.
3. SONORASTONE® FINISH ON TOP & SIDES.
4. PRECAST UNITS MAY BE CUT TO FIT FIELD CONDITIONS.

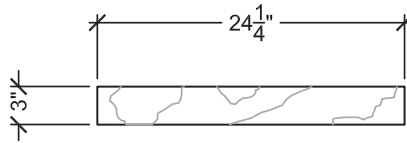
SONORASTONE® FLAT WALL CAP RADIUS 13-1/4" WIDTH



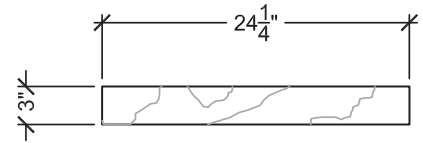
SCALE: N.T.S.



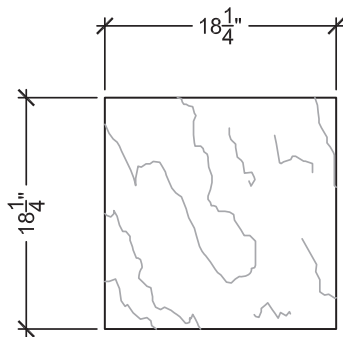
SIDE



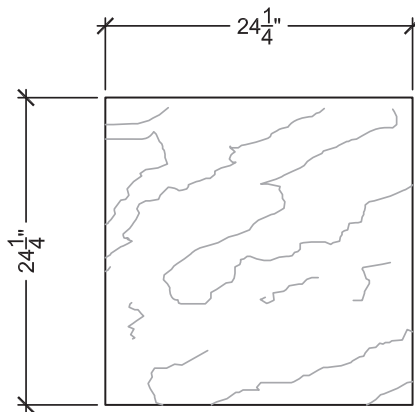
SIDE



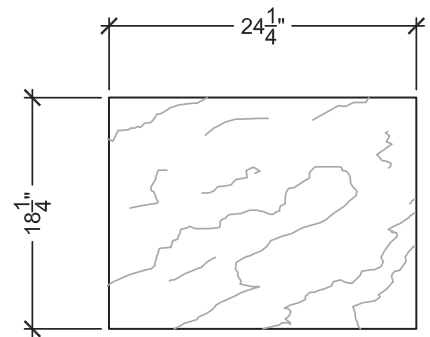
SIDE



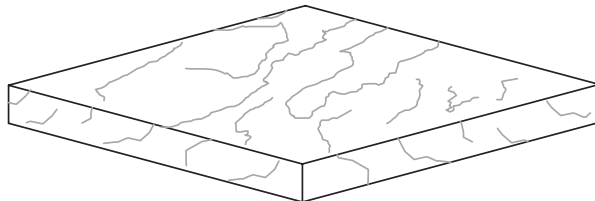
TOP



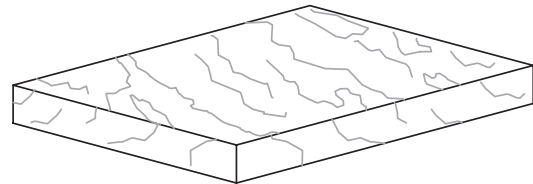
TOP



TOP



ISOMETRIC

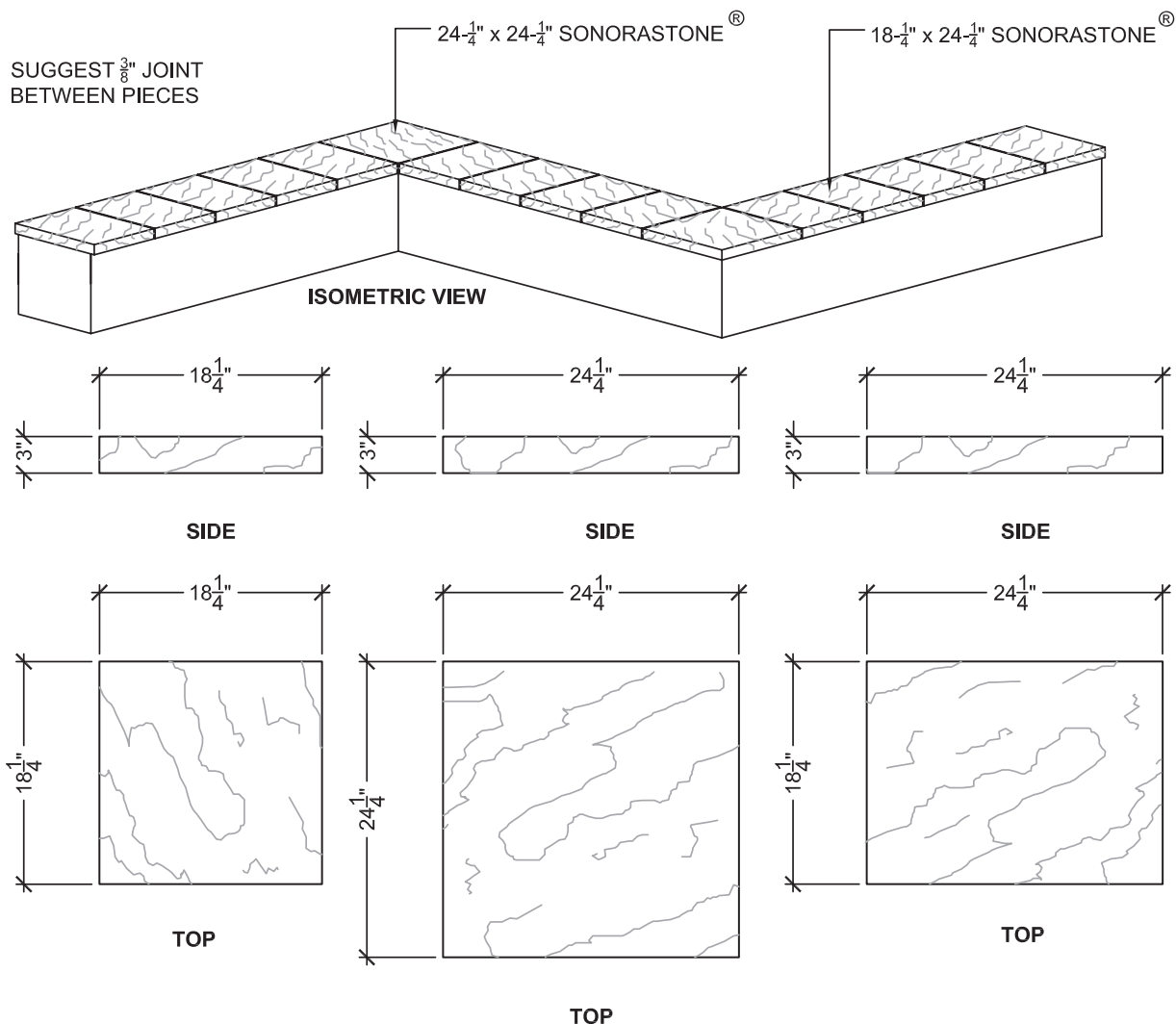


ISOMETRIC

NOTES:

1. PRECAST UNITS ARE INDIVIDUALLY HAND CAST. LENGTHS ARE APPROXIMATE. SOME VARIATIONS ARE EXPECTED.
2. INSTALLATION TO BE COMPLETED IN ACCORDANCE WITH GENERALLY ACCEPTED MASONRY PRACTICE.
3. SONORASTONE® FINISH ON TOP & SIDES.
4. PRECAST UNITS MAY BE CUT TO FIT FIELD CONDITIONS.

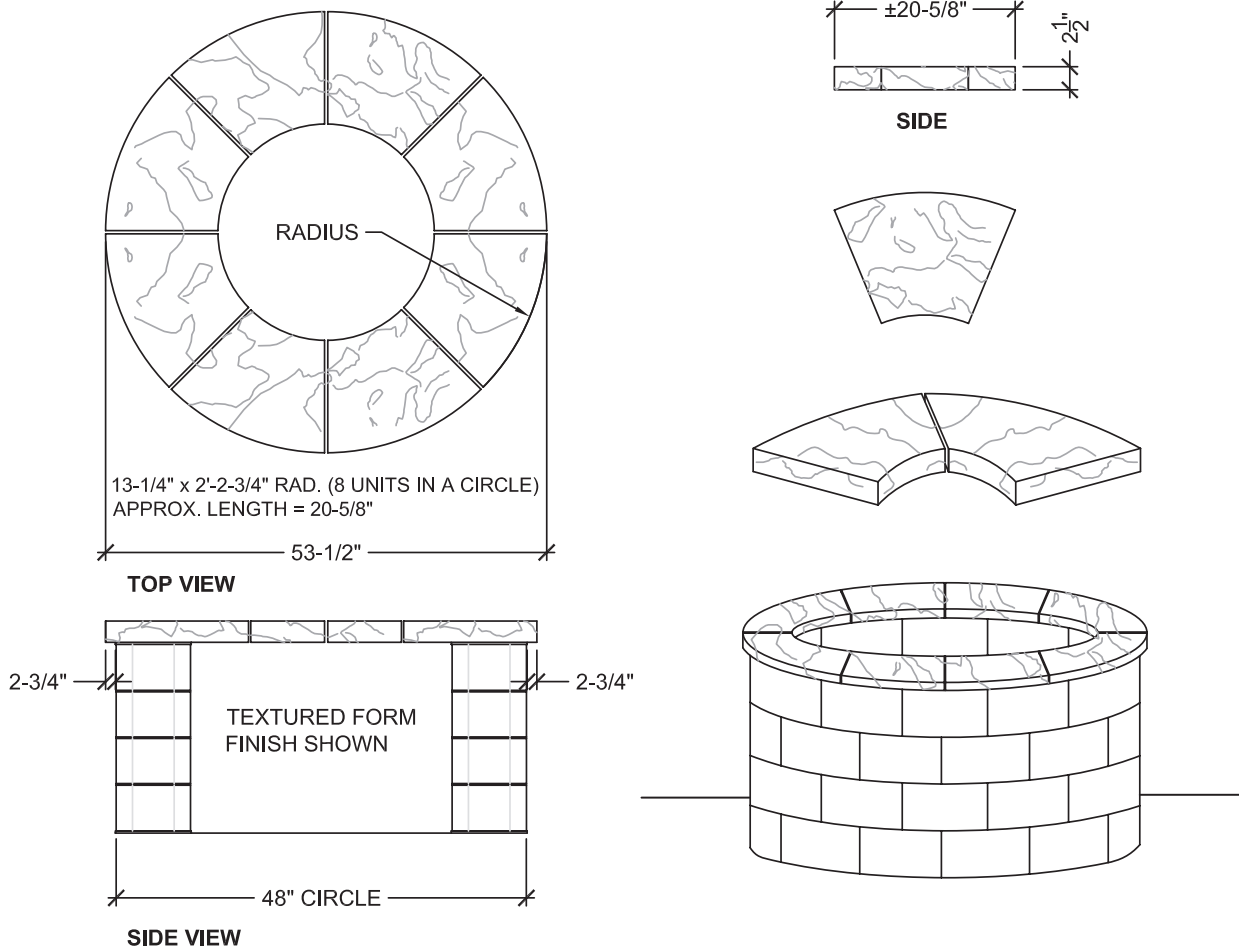




NOTES:

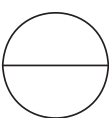
1. PRECAST UNITS ARE INDIVIDUALLY HAND CAST. LENGTHS ARE APPROXIMATE. SOME VARIATIONS ARE EXPECTED.
2. INSTALLATION TO BE COMPLETED IN ACCORDANCE WITH GENERALLY ACCEPTED MASONRY PRACTICE.
3. SONORASTONE® FINISH ON TOP & SIDES.
4. PRECAST UNITS MAY BE CUT TO FIT FIELD CONDITIONS.





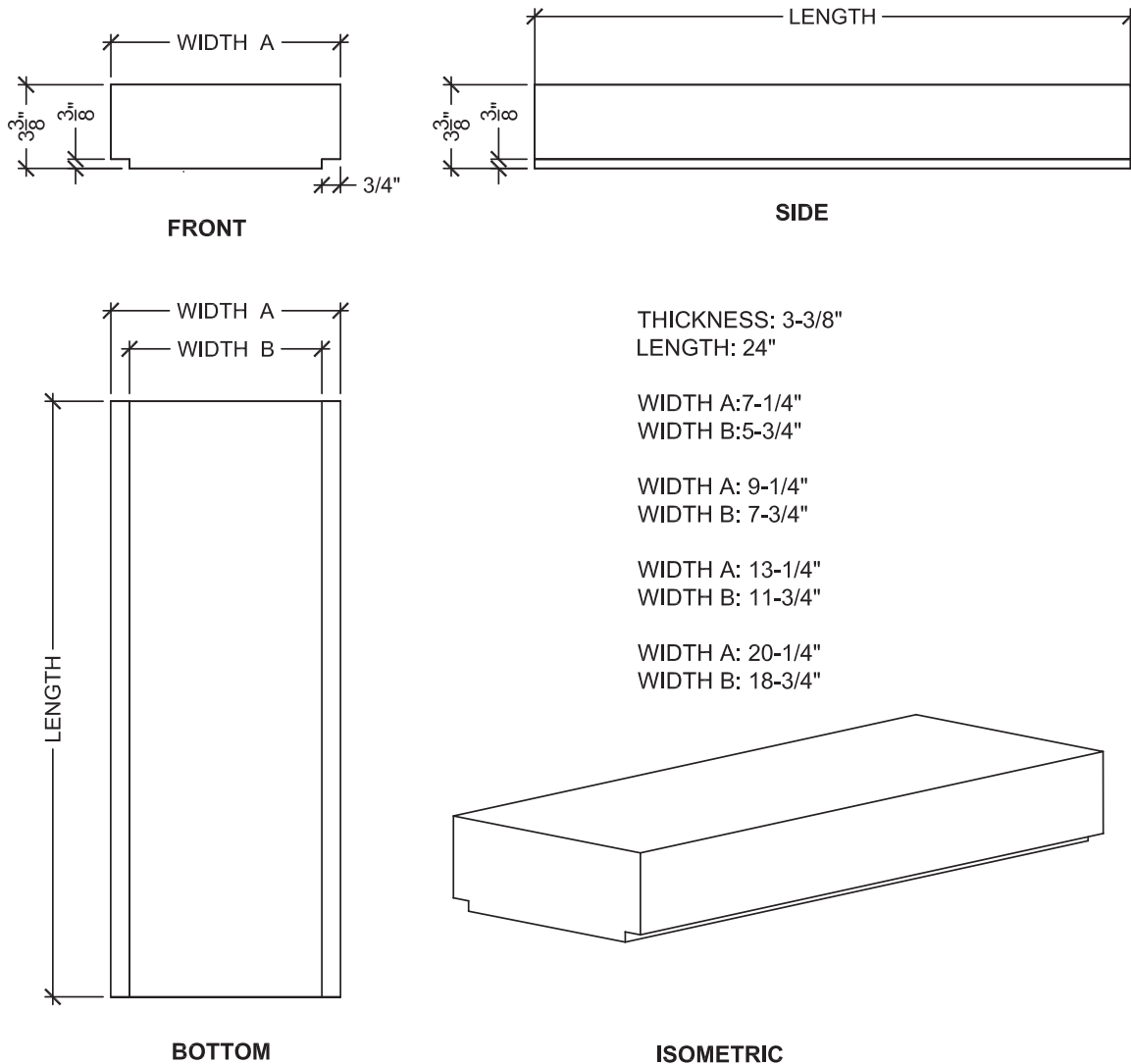
NOTES:

1. PRECAST UNITS ARE INDIVIDUALLY HAND CAST. LENGTHS ARE APPROXIMATE. SOME VARIATIONS ARE EXPECTED.
2. INSTALLATION TO BE COMPLETED IN ACCORDANCE WITH GENERALLY ACCEPTED MASONRY PRACTICES.
3. SONORASTONE® FINISH ON TOP AND SIDES.
4. PRECAST UNITS MAY BE CUT TO FIT FIELD CONDITIONS.
5. WE DO NOT RECOMMEND THE USE OF OUR CONCRETE PRODUCTS IN ENVIRONMENTS THAT WILL HEAT THE CONCRETE TO MORE THAN 200 DEGRESS. DIRECT EXPOSURE TO A FIRE'S FLAME FOR AN EXTENDED PERIOD OF TIME WILL DAMAGE THE CONCRETE. INSTALLATIONS SUBJECTING STEPSTONE'S PRECAST PIECES TO EXCESSIVE HEAT WILL VOID THE MANUFACTURER'S WARRANTY AND STEPSTONE, INC WILL NOT REPLACE ANY DAMAGED PRODUCT.



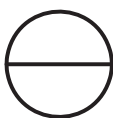
SONORASTONE® FIRE PIT CAP

SCALE: N.T.S.



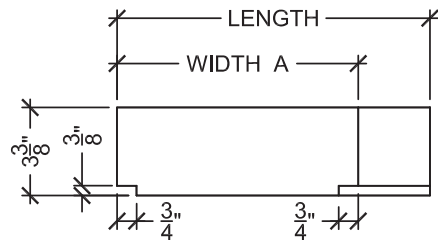
NOTES:

1. PRECAST UNITS ARE INDIVIDUALLY HAND CAST. LENGTHS ARE APPROXIMATE. SOME VARIATIONS ARE EXPECTED.
2. INSTALLATION TO BE COMPLETED IN ACCORDANCE WITH GENERALLY ACCEPTED MASONRY PRACTICE.
3. SMOOTH FINISH ON TOP AND SIDES. SANDBLAST FINISH AVAILABLE.
4. PRECAST UNITS MAY BE CUT TO FIT FIELD CONDITIONS.

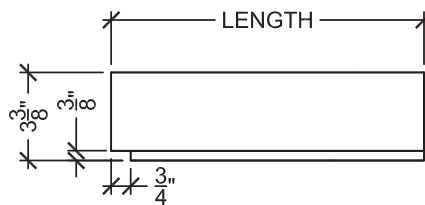


Square Modular Wall Cap - Straight Pieces

SCALE: N.T.S.



FRONT



SIDE

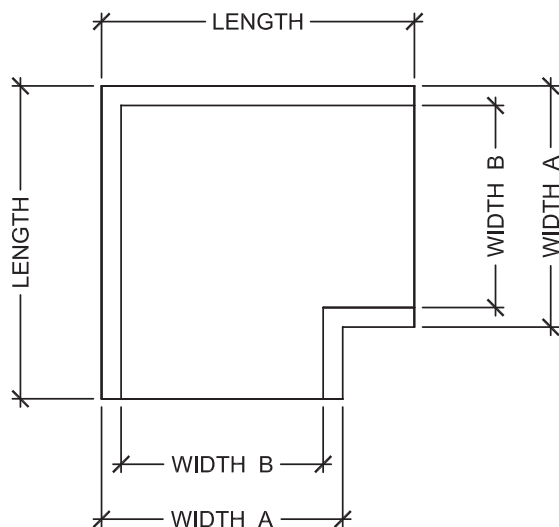
THICKNESS: 3-3/8"

LENGTH: 10" SQ.
WIDTH: 7-1/4"
WIDTH: 5-3/4"

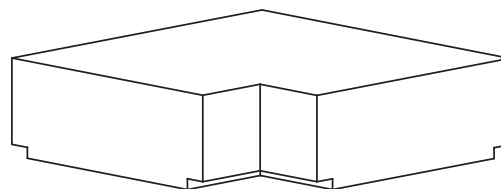
LENGTH: 12" SQ.
WIDTH A: 9-1/4"
WIDTH B: 7-3/4"

LENGTH: 16" SQ.
WIDTH A: 13-1/4"
WIDTH B: 11-3/4"

LENGTH: 23" SQ.
WIDTH A: 20-1/4"
WIDTH B: 18-3/4"



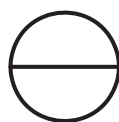
BOTTOM



ISOMETRIC

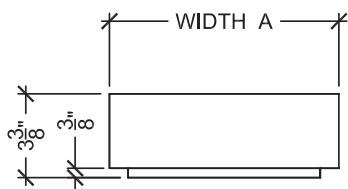
NOTES:

1. PRECAST UNITS ARE INDIVIDUALLY HAND CAST. LENGTHS ARE APPROXIMATE. SOME VARIATIONS ARE EXPECTED.
2. INSTALLATION TO BE COMPLETED IN ACCORDANCE WITH GENERALLY ACCEPTED MASONRY PRACTICE.
3. SMOOTH FINISH ON TOP AND SIDES. SANDBLAST FINISH AVAILABLE.
4. PRECAST UNITS MAY BE CUT TO FIT FIELD CONDITIONS.

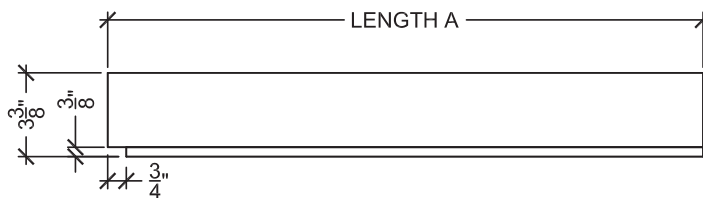


Square Modular Wall Cap - Corner Pieces

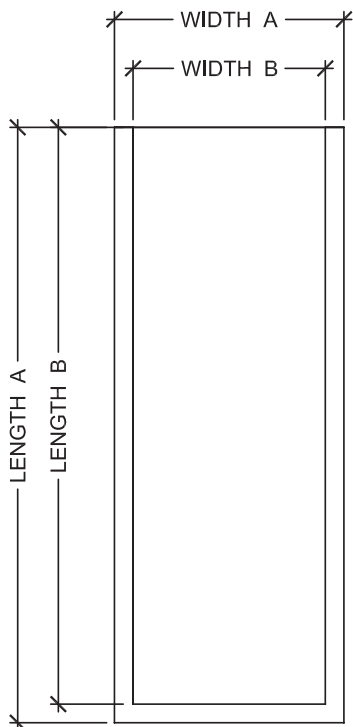
SCALE: N.T.S.



FRONT



SIDE



BOTTOM

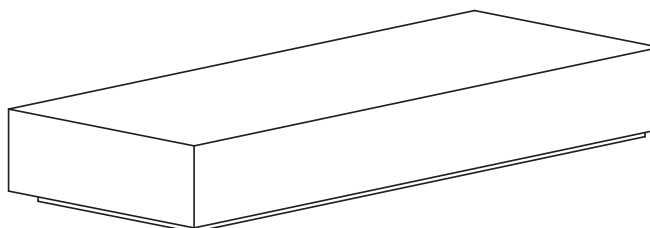
THICKNESS: 3-3/8"
LENGTH A: 24"
LENGTH B: 23 1/4"

WIDTH A: 7-1/4"
WIDTH B: 5-3/4"

WIDTH A: 9-1/4"
WIDTH B: 7-3/4"

WIDTH A: 13-1/4"
WIDTH B: 11-3/4"

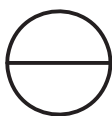
WIDTH A: 20-1/4"
WIDTH B: 18-3/4"



ISOMETRIC

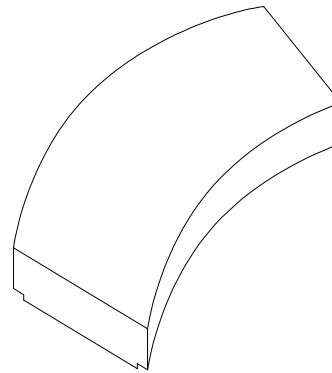
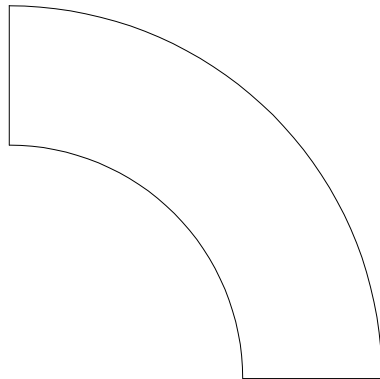
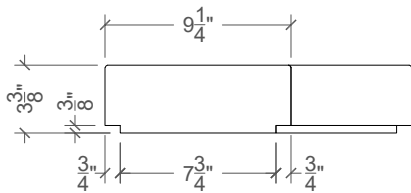
NOTES:

1. PRECAST UNITS ARE INDIVIDUALLY HAND CAST. LENGTHS ARE APPROXIMATE. SOME VARIATIONS ARE EXPECTED.
2. INSTALLATION TO BE COMPLETED IN ACCORDANCE WITH GENERALLY ACCEPTED MASONRY PRACTICE.
3. SMOOTH FINISH ON TOP AND SIDES. SANDBLAST FINISH AVAILABLE.
4. PRECAST UNITS MAY BE CUT TO FIT FIELD CONDITIONS.



Square Modular Wall Cap - End Pieces

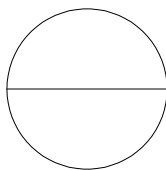
SCALE: N.T.S.



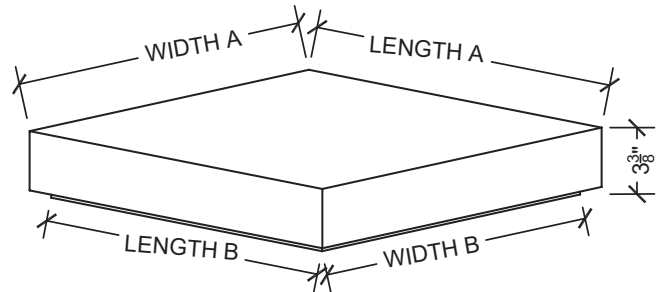
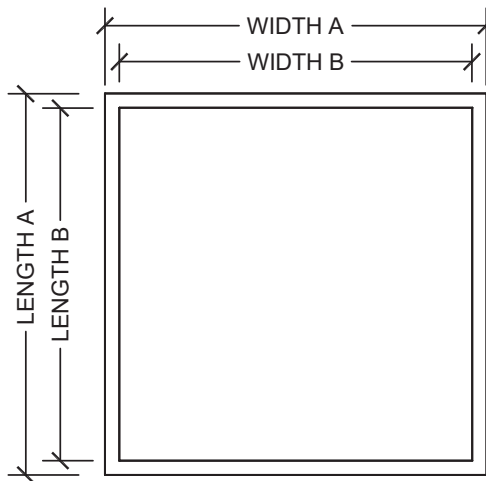
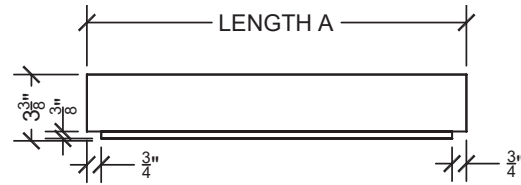
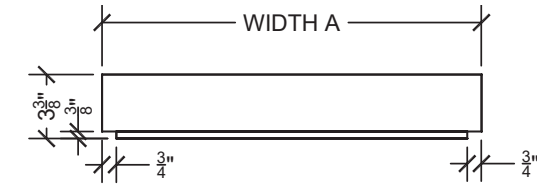
INSIDE RADIUS: $15 \frac{1}{2}"$ OUTSIDE RADIUS: $24 \frac{3}{4}"$ OUTSIDE LENGTH: $37 \frac{5}{8}"$ HEIGHT: $3 \frac{3}{8}"$

NOTE:

1. PRECAST UNITS ARE INDIVIDUALLY HAND CAST. LENGTHS ARE APPROXIMATE. SOME VARIATIONS ARE EXPECTED.
2. INSTALLATION TO BE COMPLETED IN ACCORDANCE WITH GENERALLY ACCEPTED MASONRY PRACTICE.
3. SMOOTH FINISH ON TOP. SANDBLAST FINISH AVAILABLE.
4. PRECAST UNITS MAY BE CUT TO FIT FIELD CONDITIONS.



SQUARE MODULAR WALL CAP, RADIUS
SCALE: N.T.S.

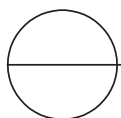


THICKNESS: $3\frac{3}{8}$ "

| LENGTH A: | LENGTH B: | WIDTH A: | WIDTH B: |
|-------------------|-------------------|-------------------|-------------------|
| $13\frac{1}{2}$ " | 12" | $13\frac{1}{2}$ " | 12" |
| $15\frac{1}{2}$ " | 14" | $15\frac{1}{2}$ " | 14" |
| 20" | $18\frac{1}{2}$ " | 20" | $18\frac{1}{2}$ " |
| $23\frac{1}{2}$ " | 22" | $23\frac{1}{2}$ " | 22" |
| $27\frac{1}{2}$ " | 26" | $27\frac{1}{2}$ " | 26" |

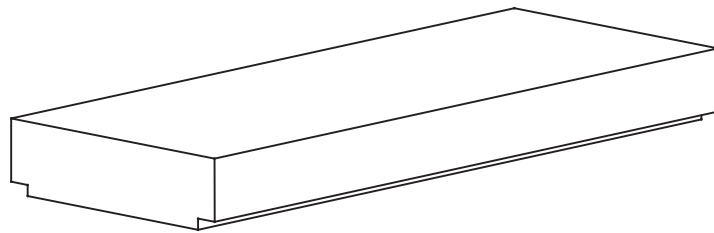
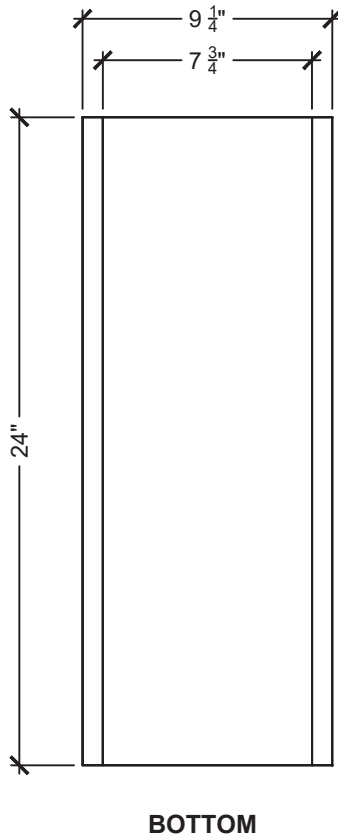
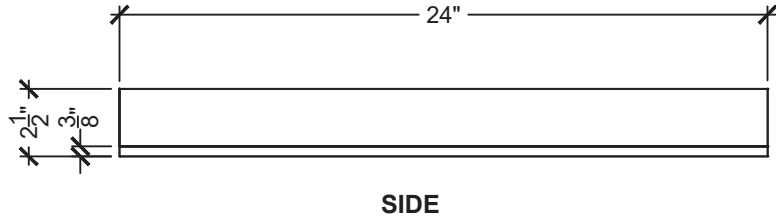
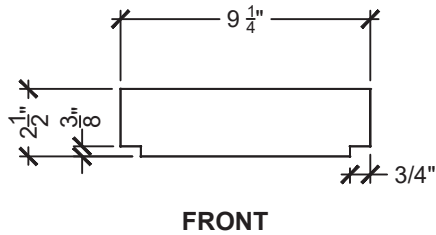
NOTES:

1. PRECAST UNITS ARE INDIVIDUALLY HAND CAST. LENGTHS ARE APPROXIMATE. SOME VARIATIONS ARE EXPECTED.
2. INSTALLATION TO BE COMPLETED IN ACCORDANCE WITH GENERALLY ACCEPTED MASONRY PRACTICE.
3. SMOOTH FINISH ON TOP AND NOSE. SANDBLAST FINISH AVAILABLE.
4. PRECAST UNITS MAY BE CUT TO FIT FIELD CONDITIONS.



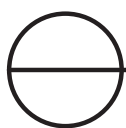
SQUARE MODULAR PILASTER CAP

SCALE: N.T.S.



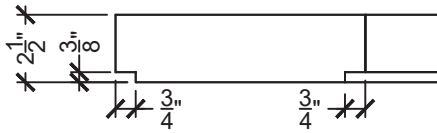
NOTES:

1. PRECAST UNITS ARE INDIVIDUALLY HAND CAST. LENGTHS ARE APPROXIMATE. SOME VARIATIONS ARE EXPECTED.
2. INSTALLATION TO BE COMPLETED IN ACCORDANCE WITH GENERALLY ACCEPTED MASONRY PRACTICE.
3. SMOOTH FINISH ON TOP AND SIDES. SANDBLAST FINISH AVAILABLE.
4. PRECAST UNITS MAY BE CUT TO FIT FIELD CONDITIONS.

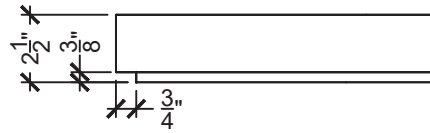


Square Wall Cap - Straight Pieces

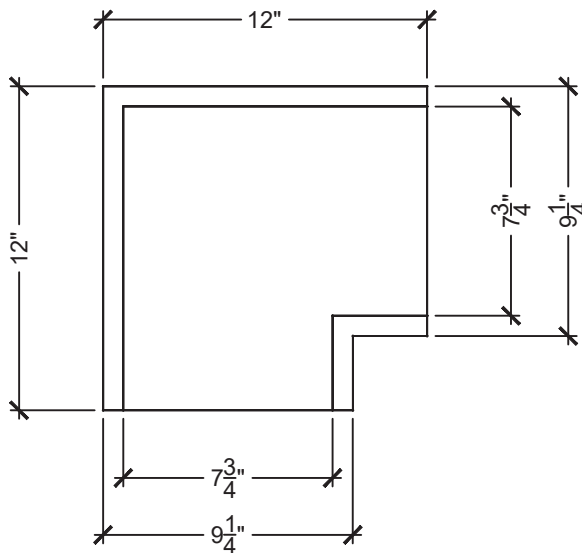
SCALE: N.T.S.



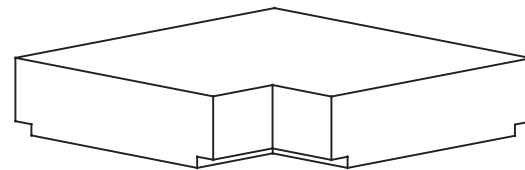
FRONT



SIDE



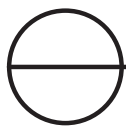
BOTTOM



ISOMETRIC

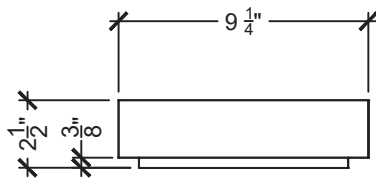
NOTES:

1. PRECAST UNITS ARE INDIVIDUALLY HAND CAST. LENGTHS ARE APPROXIMATE. SOME VARIATIONS ARE EXPECTED.
2. INSTALLATION TO BE COMPLETED IN ACCORDANCE WITH GENERALLY ACCEPTED MASONRY PRACTICE.
3. SMOOTH FINISH ON TOP AND SIDES. SANDBLAST FINISH AVAILABLE.
4. PRECAST UNITS MAY BE CUT TO FIT FIELD CONDITIONS.

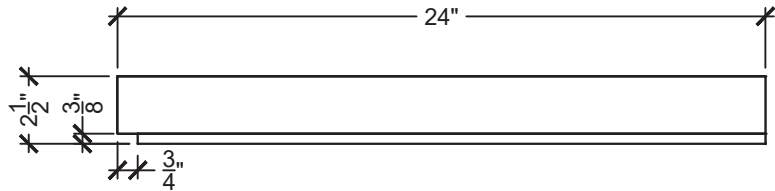


Square Wall Cap - Corner Pieces

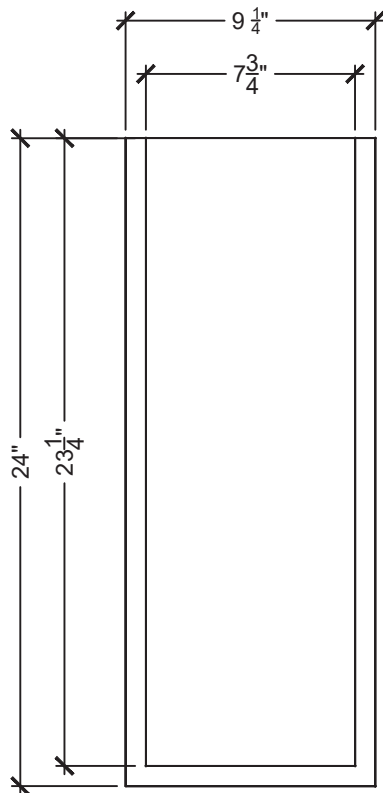
SCALE: N.T.S.



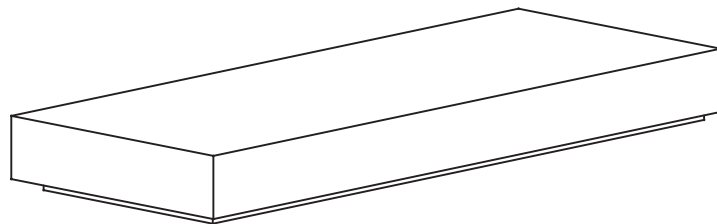
FRONT



SIDE



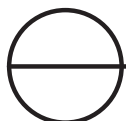
BOTTOM



ISOMETRIC

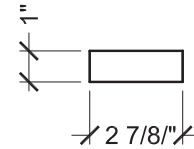
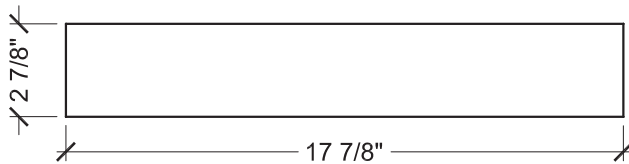
NOTES:

1. PRECAST UNITS ARE INDIVIDUALLY HAND CAST. LENGTHS ARE APPROXIMATE. SOME VARIATIONS ARE EXPECTED.
2. INSTALLATION TO BE COMPLETED IN ACCORDANCE WITH GENERALLY ACCEPTED MASONRY PRACTICE.
3. SMOOTH FINISH ON TOP AND SIDES. SANDBLAST FINISH AVAILABLE.
4. PRECAST UNITS MAY BE CUT TO FIT FIELD CONDITIONS.

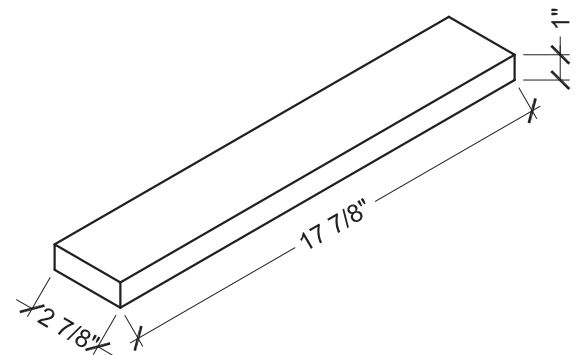
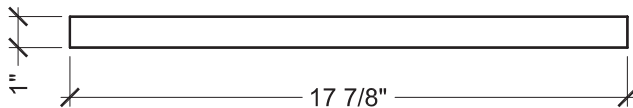


Square Wall Cap - End Pieces

SCALE: N.T.S.



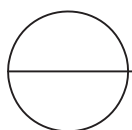
SIDE VIEW



ISOMETRIC VIEW

NOTES:

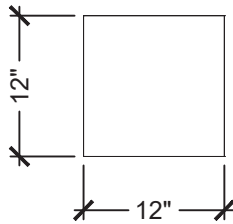
1. VENEER SHOWN ABOVE SHALL BE 1" THICK AS MANUFACTURED BY STEPSTONE, INC. PAVERS SHALL HAVE A MINIMUM COMPRESSIVE STRENGTH OF 4,000 P.S.I.
2. THESE VENEER MUST BE MORTAR SET OR THIN SET.
3. SANDBLAST FINISH - LIGHT, MEDIUM OR HEAVY.
4. VENEER ARE AVAILABLE IN TWELVE (12) STANDARD COLORS. CUSTOM COLORS MAY BE AVAILABLE UPON REQUEST.
5. ALL DIMENSIONS ARE NOMINAL. SEE SPECIFICATIONS FOR TOLERANCES.



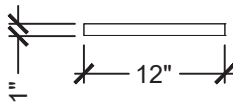
VENEER, 3" X 18" X 1"

SCALE: N.T.S.

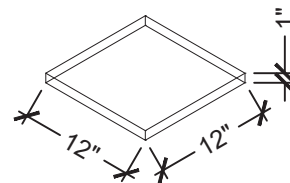
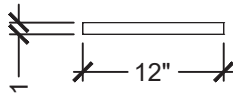
TOP VIEW



SIDE VIEW



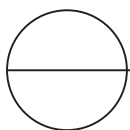
SIDE VIEW



ISOMETRIC VIEW

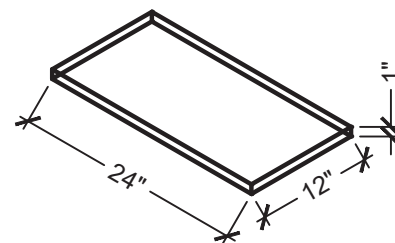
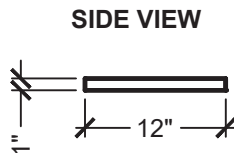
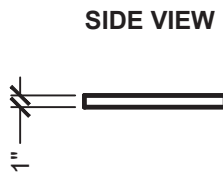
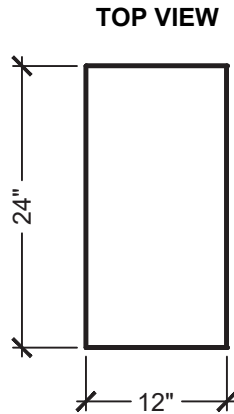
NOTES:

1. CAL. ARC. VENEER SHOWN ABOVE SHALL BE 1" THICK AS MANUFACTURED BY STEPSTONE, INC. PAVERS SHALL HAVE A MINIMUM COMPRESSIVE STRENGTH OF 5,000 P.S.I.
2. THESE PAVERS CAN BE MORTAR SET.
3. SANDBLAST FINISH - LIGHT, MEDIUM OR HEAVY.
4. CAL. ARC. VENEER ARE AVAILABLE IN TWELVE (12) STANDARD COLORS. CUSTOM COLORS MAY BE AVAILABLE UPON REQUEST.
5. ALL DIMENSIONS ARE NOMINAL. ALL SIDES HAVE DRAFT. SEE SPECIFICATIONS FOR TOLERANCES.



CALIFORNIA ARCHITECTURAL VENEER, 12" X 12" X 1"

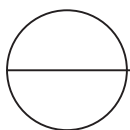
SCALE: N.T.S.



ISOMETRIC VIEW

NOTES:

1. CAL. ARC. VENEER SHOWN ABOVE SHALL BE 1" THICK AS MANUFACTURED BY STEPSTONE, INC. PAVERS SHALL HAVE A MINIMUM COMPRESSIVE STRENGTH OF 5,000 P.S.I.
2. THESE PAVERS CAN BE MORTAR SET.
3. SANDBLAST FINISH - LIGHT, MEDIUM OR HEAVY.
4. CAL. ARC. VENEER ARE AVAILABLE IN TWELVE (12) STANDARD COLORS. CUSTOM COLORS MAY BE AVAILABLE UPON REQUEST.
5. ALL DIMENSIONS ARE NOMINAL. ALL SIDES HAVE DRAFT. SEE SPECIFICATIONS FOR TOLERANCES.



CALIFORNIA ARCHITECTURAL VENEER, 12" X 24" X 1"

SCALE: N.T.S.